

SND Svensk Nationell Datatjänst



Institutional Trust 2006

Holmberg, Sören

Göteborgs universitet, Statsvetenskapliga institutionen

Weibull, Lennart

Göteborgs universitet, Institutionen för journalistik och masskommunikation

Metadata Production

| | |
|-----------------------------|-------------------------------|
| Metadata Producer(s) | Swedish national data service |
| Production Date | April 1, 2014 |
| Identification | SND0956-001 |

Table of Contents

| | |
|--|-------|
| Overview | 4 |
| Scope & Coverage | 4 |
| Producers & Sponsors | 4 |
| Sampling | 4 |
| Data Collection | 4 |
| Accessibility | 5 |
| File Description(s) | 6 |
| Förtroendebarmeter 2006 | _____ |
| Variable Group(s) | 7 |
| Study information | 7 |
| Background variables/constructed variables | 7 |
| Interview questions | 7 |
| Variables Description | 10 |
| Förtroendebarmeter 2006 | _____ |

Institutional Trust 2006

Institutional Trust 2006

Overview

| | |
|-------------------------|---|
| Identification | SND0956-001 |
| Abstract | <p>Since 1997, MedieAkademin has carried out an annual survey titled The Institutional Trust. The survey has focused on major social institutions, such as the parliament, big business, the daily press, and TV/radio, as well as some specific companies such as Sveriges Television, TV4, IKEA, Skandia, and Volvo. The number of institutions included has varied somewhat over the years. Some of the institutions and companies have been measured every year while others have been investigated more irregularly. The survey was carried out by TNS Gallup and involved 778 individuals who were interviewed by telephone between October 17 and 26, 2006. The 2006 survey also included questions about morality in different groups of people, the changes in how people live, and the relation between the daily press and the Internet.</p> |
| Kind of Data | Surveydata: Oberoende undersökningar |
| Unit of Analysis | Individ |

Scope & Coverage

| | |
|-----------------------|--|
| Keywords | förtroende, förtroende för regeringen, politisk åsikt, massmedia |
| Topics | massmedia, POLITIK |
| Time Period(s) | 2006 |
| Countries | Sverige |
| Universe | Personer i åldrarna 16-74 år |

Producers & Sponsors

| | |
|--------------------------------|---|
| Primary Investigator(s) | Holmberg, Sören, Göteborgs universitet, Statsvetenskapliga institutionen Weibull, Lennart, Göteborgs universitet, Institutionen för journalistik och masskommunikation |
| Other Producer(s) | Göteborgs universitet, Statsvetenskapliga institutionen TNS Gallup MedieAkademin |

Sampling

| | |
|---------------------------|---|
| Sampling Procedure | Sannolikhetsurval: obundet slumpmässigt urval (OSU) |
|---------------------------|---|

Data Collection

| | |
|------------------------------|------------------------------------|
| Data Collection Dates | start 2006-10-17 end 2006-10-26 |
| Data Collection Mode | Intervju: Telefon |

| | |
|--------------------------|------------|
| Data Collector(s) | TNS Gallup |
|--------------------------|------------|

| | |
|-----------------------|-----------------------------|
| Accessibility | |
| Distributor(s) | Svensk nationell datatjänst |

File Description(s)

Dataset contains 1 file(s)

| Förtroendebarmeter 2006 | |
|--------------------------------|-----|
| Cases | 778 |
| Variable(s) | 55 |

Variable Group(s)

Dataset contains 3 group(s)

| Study information | | | |
|--------------------------|-------------|----------------------|----------|
| # | Name | Label | Question |
| 1 | SND_studie | SND-studie 0956 | - |
| 2 | SND_dataset | SND-dataset 0956-001 | - |
| 3 | SND_version | SND version 1.1 | - |
| 4 | respnr | SERIAL ID | - |

| Background variables/constructed variables | | | |
|---|----------|----------------------------|----------|
| # | Name | Label | Question |
| 1 | vikt | Weight | - |
| 2 | sex | Sex | - |
| 3 | utbild | Education | - |
| 4 | region | Region | - |
| 5 | age | Age | - |
| 6 | inkmonth | Household's income/month | - |
| 7 | inkyear | Household's income/year | - |
| 8 | parti3 | Political parties (merged) | - |

| Interview questions | | | |
|----------------------------|----------|---|---|
| # | Name | Label | Question |
| 1 | riksbank | F.1AA Confidence in: The Swedish Central Bank | How much confidence do you have in the way the following institutions and businesses do their job? - The Swedish Central Bank |
| 2 | riksdag | F.1AB Confidence in: The Parliament | How much confidence do you have in the way the following institutions and businesses do their job? - the Parliament |
| 3 | eukomm | F.1AC Confidence in: EU commission | How much confidence do you have in the way the following institutions and businesses do their job? - EU commission |
| 4 | polpart | F.1AD Confidence in: The political parties | How much confidence do you have in the way the following institutions and businesses do their job? - The political parties |
| 5 | univer | F.1AE Confidence in: Universities | How much confidence do you have in the way the following institutions and businesses do their job? - Universities |
| 6 | storftg | F.1AF Confidence in: Big business | How much confidence do you have in the way the following institutions and businesses do their job? - Big business |
| 7 | fack | F.1AG Confidence in: The trade unions | How much confidence do you have in the way the following institutions and businesses do their job? - The trade unions |
| 8 | dagspr | F.1AH Confidence in: The daily press | How much confidence do you have in the way the following institutions and businesses do their job? - The daily press |
| 9 | radiotv | F.1AI Confidence in: Radio and television | How much confidence do you have in the way the following institutions and businesses do their job? - Radio and television |

| # | Name | Label | Question |
|----|----------|--|--|
| 10 | smftg | F.1AJ Confidence in: Small business | How much confidence do you have in the way the following institutions and businesses do their job? - Small business |
| 11 | kyrkan | F.1AK Confidence in: The Church of Sweden | How much confidence do you have in the way the following institutions and businesses do their job? - The Church of Sweden |
| 12 | social | F.1AL Confidence in: The Swedish Social Democratic Party | How much confidence do you have in the way the following institutions and businesses do their job? - The Swedish Social Democratic Party |
| 13 | moderat | F.1AM Confidence in: Moderate Party | How much confidence do you have in the way the following institutions and businesses do their job? - Moderate Party |
| 14 | folkpart | F.1AN Confidence in: Liberal Party | How much confidence do you have in the way the following institutions and businesses do their job? - Liberal Party |
| 15 | svedem | F.1AO Confidence in: Sweden Democrats | How much confidence do you have in the way the following institutions and businesses do their job? - Sweden Democrats |
| 16 | sr | F.1BA Confidence in: Radio Sweden | How much confidence do you have for the way in which radio, TV stations and newspapers do their job? - Radio Sweden |
| 17 | svt | F.1BB Confidence in: Swedish Television | How much confidence do you have for the way in which radio, TV stations and newspapers do their job? - Swedish Television |
| 18 | tv4 | F.1BC Confidence in: TV4 | How much confidence do you have for the way in which radio, TV stations and newspapers do their job? - TV4 |
| 19 | tv3 | F.1BD Confidence in: TV3 | How much confidence do you have for the way in which radio, TV stations and newspapers do their job? - TV3 |
| 20 | kanal5 | F.1BE Confidence in: Channel 5 | How much confidence do you have for the way in which radio, TV stations and newspapers do their job? - Channel 5 |
| 21 | dn | F.1BF Confidence in: Dagens Nyheter | How much confidence do you have for the way in which radio, TV stations and newspapers do their job? - DN (Dagens Nyheter) |
| 22 | afton | F.1BG Confidence in: Aftonbladet | How much confidence do you have for the way in which radio, TV stations and newspapers do their job? - Aftonbladet |
| 23 | ikea | F.1CA Confidence in: IKEA | How much confidence do you have for the way in which the following companies and brands do their job? - IKEA |
| 24 | volvo | F.1CB Confidence in: Volvo | How much confidence do you have for the way in which the following companies and brands do their job? - Volvo |
| 25 | saab | F.1CC Confidence in: Saab | How much confidence do you have for the way in which the following companies and brands do their job? - Saab |
| 26 | ericsson | F.1CD Confidence in: Ericsson | How much confidence do you have for the way in which the following companies and brands do their job? - Ericsson |
| 27 | posten | F.1CE Confidence in: Posten AB | How much confidence do you have for the way in which the following companies and brands do their job? - Posten AB |
| 28 | telia | F.1CF Confidence in: TeliaSonera | How much confidence do you have for the way in which the following companies and brands do their job? - TeliaSonera |
| 29 | coca | F.1CG Confidence in: Coca-Cola | How much confidence do you have for the way in which the following companies and brands do their job? - Coca-Cola |
| 30 | skandia | F.1CH Confidence in: Skandia | How much confidence do you have for the way in which the following companies and brands do their job? - Skandia |
| 31 | astraz | F.1CI Confidence in: Astra Zeneca | How much confidence do you have for the way in which the following companies and brands do their job? - Astra Zeneca |

| # | Name | Label | Question |
|----|---------|--|---|
| 32 | past1 | F.2A Assessment of statements in the debate about new media: Internet prerequisite for staying informed | The Internet is a prerequisite for staying informed about current events |
| 33 | past2 | F.2B Assessment of statements in the debate about new media: Reading the local paper magazine - no need to visit the newspaper's online site | People who read the local paper magazine have no need to visit the newspaper's online site |
| 34 | past3 | F.2C Assessment of statements in the debate about new media: Online newspaper content more difficult to grasp | The content of online newspapers is more difficult to grasp than the content of the paper magazines |
| 35 | egenliv | F.3A Changes last 10-15 years: Your own life situation | If you look 10-15 years back, do you think it has got better or worse in terms of your own life situation, and most Swedes life situation? - Your own life situation |
| 36 | svelivs | F.3B Changes last 10-15 years: Most Swedes' life situation | If you look 10-15 years back, do you think it has got better or worse in terms of your own life situation, and most Swedes life situation? - Most Swedes' life situation |
| 37 | journ | F.4A Changes last 10-15 years: Journalistic ethics | If you look 10-15 years back, do you think it has got better or worse in terms of journalistic ethics, and morality of politicians, business leaders and the Swedish people? - Journalistic ethics |
| 38 | politik | F.4B Changes last 10-15 years: The morality of politicians | If you look 10-15 years back, do you think it has got better or worse in terms of journalistic ethics, and morality of politicians, business leaders and the Swedish people? - The morality of politicians |
| 39 | ftgled | F.4C Changes last 10-15 years: The morality of business leaders | If you look 10-15 years back, do you think it has got better or worse in terms of journalistic ethics, and morality of politicians, business leaders and the Swedish people? - The morality of business leaders |
| 40 | svefolk | F.4D Changes last 10-15 years: The morality of the Swedish people | If you look 10-15 years back, do you think it has got better or worse in terms of journalistic ethics, and morality of politicians, business leaders and the Swedish people? - The morality of the Swedish people |
| 41 | parti1 | F.5A Political party sympathy | Which party do you like best today? |
| 42 | parti2 | F.5B Closest political party | Which political party do you lean towards? |
| 43 | familj | F.6 Current family category | If you had to describe your current family, which of the categories that I now count up do you think best applies? |

Variables Description

Dataset contains 55 variable(s)

File : Förtroendebarmeter 2006

SND_studie: SND-studie 0956

| SND-studie 0956: Förtroendebarmeter 2006 | | | |
|--|----------|---|------------|
| Value | Label | Cases | Percentage |
| 956 | SND 0956 | 778 | 100.0% |
| <i>Warning: these figures indicate the number of cases found in the data file. They cannot be interpreted as summary statistics of the population of interest.</i> | | | |
| Information | | [Type: discrete] [Format: numeric] [Range: 956- 956] [Missing: *] | |
| Statistics [NW/ W] | | [Valid: 778 /-] [Invalid: 0 /-] | |

SND_dataset: SND-dataset 0956-001

| SND-dataset 0956-001: Förtroendebarmeter 2006 | | | |
|--|--------------|---|------------|
| Value | Label | Cases | Percentage |
| 1 | SND 0956-001 | 778 | 100.0% |
| <i>Warning: these figures indicate the number of cases found in the data file. They cannot be interpreted as summary statistics of the population of interest.</i> | | | |
| Information | | [Type: discrete] [Format: numeric] [Range: 1- 1] [Missing: *] | |
| Statistics [NW/ W] | | [Valid: 778 /-] [Invalid: 0 /-] | |

SND_version: SND version 1.1

| SND version 1.0, mars 2014 | | | |
|--|-------------|---|------------|
| Notes | | Lables, questions and response alternatives translated into english | |
| Value | Label | Cases | Percentage |
| 1 | Version 1.1 | 778 | 100.0% |
| <i>Warning: these figures indicate the number of cases found in the data file. They cannot be interpreted as summary statistics of the population of interest.</i> | | | |
| Information | | [Type: discrete] [Format: numeric] [Range: 1- 1] [Missing: *] | |
| Statistics [NW/ W] | | [Valid: 778 /-] [Invalid: 0 /-] | |

respnr: SERIAL ID

| Respondent-ID | | | |
|---------------|-------|-------|------------|
| Value | Label | Cases | Percentage |
| 87754 | | 1 | 0.1% |
| 88611 | | 1 | 0.1% |
| 88630 | | 1 | 0.1% |
| 88682 | | 1 | 0.1% |
| 88709 | | 1 | 0.1% |
| 88710 | | 1 | 0.1% |
| 88711 | | 1 | 0.1% |
| 88713 | | 1 | 0.1% |
| 88714 | | 1 | 0.1% |
| 88716 | | 1 | 0.1% |
| 88717 | | 1 | 0.1% |
| 88718 | | 1 | 0.1% |
| 88719 | | 1 | 0.1% |
| 88720 | | 1 | 0.1% |

File : Förtroendebarmeter 2006

respnr: SERIAL ID

| Value | Label | Cases | Percentage |
|-------|-------|-------|------------|
| 88721 | | 1 | 0.1% |
| 88722 | | 1 | 0.1% |
| 88723 | | 1 | 0.1% |
| 88724 | | 1 | 0.1% |
| 88725 | | 1 | 0.1% |
| 88726 | | 1 | 0.1% |
| 88727 | | 1 | 0.1% |
| 88728 | | 1 | 0.1% |
| 88729 | | 1 | 0.1% |
| 88730 | | 1 | 0.1% |
| 88731 | | 1 | 0.1% |
| 88732 | | 1 | 0.1% |
| 88733 | | 1 | 0.1% |
| 88734 | | 1 | 0.1% |
| 88735 | | 1 | 0.1% |
| 88736 | | 1 | 0.1% |
| 88737 | | 1 | 0.1% |
| 88739 | | 1 | 0.1% |
| 88740 | | 1 | 0.1% |
| 88741 | | 1 | 0.1% |
| 88742 | | 1 | 0.1% |
| 88743 | | 1 | 0.1% |
| 88744 | | 1 | 0.1% |
| 88747 | | 1 | 0.1% |
| 88748 | | 1 | 0.1% |
| 88749 | | 1 | 0.1% |
| 88750 | | 1 | 0.1% |
| 88751 | | 1 | 0.1% |
| 88752 | | 1 | 0.1% |
| 88753 | | 1 | 0.1% |
| 88754 | | 1 | 0.1% |
| 88755 | | 1 | 0.1% |
| 88756 | | 1 | 0.1% |
| 88757 | | 1 | 0.1% |
| 88758 | | 1 | 0.1% |
| 88759 | | 1 | 0.1% |
| 88760 | | 1 | 0.1% |
| 88761 | | 1 | 0.1% |
| 88762 | | 1 | 0.1% |
| 88763 | | 1 | 0.1% |
| 88764 | | 1 | 0.1% |
| 88765 | | 1 | 0.1% |
| 88766 | | 1 | 0.1% |

File : Förtroendebarmeter 2006

respnr: SERIAL ID

| Value | Label | Cases | Percentage |
|-------|-------|-------|------------|
| 88767 | | 1 | 0.1% |
| 88768 | | 1 | 0.1% |
| 88769 | | 1 | 0.1% |
| 88770 | | 1 | 0.1% |
| 88771 | | 1 | 0.1% |
| 88772 | | 1 | 0.1% |
| 88773 | | 1 | 0.1% |
| 88774 | | 1 | 0.1% |
| 88775 | | 1 | 0.1% |
| 88776 | | 1 | 0.1% |
| 88777 | | 1 | 0.1% |
| 88779 | | 1 | 0.1% |
| 88780 | | 1 | 0.1% |
| 88781 | | 1 | 0.1% |
| 88782 | | 1 | 0.1% |
| 88783 | | 1 | 0.1% |
| 88784 | | 1 | 0.1% |
| 88785 | | 1 | 0.1% |
| 88786 | | 1 | 0.1% |
| 88787 | | 1 | 0.1% |
| 88788 | | 1 | 0.1% |
| 88789 | | 1 | 0.1% |
| 88790 | | 1 | 0.1% |
| 88791 | | 1 | 0.1% |
| 88792 | | 1 | 0.1% |
| 88793 | | 1 | 0.1% |
| 88794 | | 1 | 0.1% |
| 88795 | | 1 | 0.1% |
| 88796 | | 1 | 0.1% |
| 88797 | | 1 | 0.1% |
| 88798 | | 1 | 0.1% |
| 88799 | | 1 | 0.1% |
| 88800 | | 1 | 0.1% |
| 88801 | | 1 | 0.1% |
| 88802 | | 1 | 0.1% |
| 88803 | | 1 | 0.1% |
| 88804 | | 1 | 0.1% |
| 88805 | | 1 | 0.1% |
| 88806 | | 1 | 0.1% |
| 88807 | | 1 | 0.1% |
| 88808 | | 1 | 0.1% |
| 88809 | | 1 | 0.1% |
| 88810 | | 1 | 0.1% |

File : Förtroendebarmeter 2006

respnr: SERIAL ID

| Value | Label | Cases | Percentage |
|-------|-------|-------|------------|
| 88811 | | 1 | 0.1% |
| 88812 | | 1 | 0.1% |
| 88813 | | 1 | 0.1% |
| 88814 | | 1 | 0.1% |
| 88815 | | 1 | 0.1% |
| 88816 | | 1 | 0.1% |
| 88817 | | 1 | 0.1% |
| 88818 | | 1 | 0.1% |
| 88819 | | 1 | 0.1% |
| 88820 | | 1 | 0.1% |
| 88821 | | 1 | 0.1% |
| 88822 | | 1 | 0.1% |
| 88823 | | 1 | 0.1% |
| 88824 | | 1 | 0.1% |
| 88825 | | 1 | 0.1% |
| 88826 | | 1 | 0.1% |
| 88827 | | 1 | 0.1% |
| 88828 | | 1 | 0.1% |
| 88829 | | 1 | 0.1% |
| 88832 | | 1 | 0.1% |
| 88833 | | 1 | 0.1% |
| 88834 | | 1 | 0.1% |
| 88835 | | 1 | 0.1% |
| 88836 | | 1 | 0.1% |
| 88837 | | 1 | 0.1% |
| 88838 | | 1 | 0.1% |
| 88839 | | 1 | 0.1% |
| 88840 | | 1 | 0.1% |
| 88841 | | 1 | 0.1% |
| 88842 | | 1 | 0.1% |
| 88843 | | 1 | 0.1% |
| 88844 | | 1 | 0.1% |
| 88845 | | 1 | 0.1% |
| 88846 | | 1 | 0.1% |
| 88847 | | 1 | 0.1% |
| 88848 | | 1 | 0.1% |
| 88849 | | 1 | 0.1% |
| 88850 | | 1 | 0.1% |
| 88851 | | 1 | 0.1% |
| 88852 | | 1 | 0.1% |
| 88853 | | 1 | 0.1% |
| 88855 | | 1 | 0.1% |
| 88856 | | 1 | 0.1% |

File : Förtroendebarmeter 2006

respnr: SERIAL ID

| Value | Label | Cases | Percentage |
|-------|-------|-------|------------|
| 88857 | | 1 | 0.1% |
| 88858 | | 1 | 0.1% |
| 88859 | | 1 | 0.1% |
| 88860 | | 1 | 0.1% |
| 88861 | | 1 | 0.1% |
| 88862 | | 1 | 0.1% |
| 88863 | | 1 | 0.1% |
| 88864 | | 1 | 0.1% |
| 88865 | | 1 | 0.1% |
| 88866 | | 1 | 0.1% |
| 88867 | | 1 | 0.1% |
| 88868 | | 1 | 0.1% |
| 88870 | | 1 | 0.1% |
| 88871 | | 1 | 0.1% |
| 88872 | | 1 | 0.1% |
| 88873 | | 1 | 0.1% |
| 88874 | | 1 | 0.1% |
| 88875 | | 1 | 0.1% |
| 88876 | | 1 | 0.1% |
| 88877 | | 1 | 0.1% |
| 88878 | | 1 | 0.1% |
| 88879 | | 1 | 0.1% |
| 88880 | | 1 | 0.1% |
| 88881 | | 1 | 0.1% |
| 88882 | | 1 | 0.1% |
| 88883 | | 1 | 0.1% |
| 88884 | | 1 | 0.1% |
| 88885 | | 1 | 0.1% |
| 88886 | | 1 | 0.1% |
| 88887 | | 1 | 0.1% |
| 88888 | | 1 | 0.1% |
| 88889 | | 1 | 0.1% |
| 88890 | | 1 | 0.1% |
| 88891 | | 1 | 0.1% |
| 88892 | | 1 | 0.1% |
| 88893 | | 1 | 0.1% |
| 88894 | | 1 | 0.1% |
| 88895 | | 1 | 0.1% |
| 88896 | | 1 | 0.1% |
| 88897 | | 1 | 0.1% |
| 88898 | | 1 | 0.1% |
| 88899 | | 1 | 0.1% |
| 88900 | | 1 | 0.1% |

File : Förtroendebarmeter 2006

respnr: SERIAL ID

| Value | Label | Cases | Percentage |
|-------|-------|-------|------------|
| 88901 | | 1 | 0.1% |
| 88902 | | 1 | 0.1% |
| 88903 | | 1 | 0.1% |
| 88904 | | 1 | 0.1% |
| 88905 | | 1 | 0.1% |
| 88906 | | 1 | 0.1% |
| 88907 | | 1 | 0.1% |
| 88908 | | 1 | 0.1% |
| 88909 | | 1 | 0.1% |
| 88910 | | 1 | 0.1% |
| 88911 | | 1 | 0.1% |
| 88912 | | 1 | 0.1% |
| 88913 | | 1 | 0.1% |
| 88914 | | 1 | 0.1% |
| 88915 | | 1 | 0.1% |
| 88916 | | 1 | 0.1% |
| 88917 | | 1 | 0.1% |
| 88918 | | 1 | 0.1% |
| 88919 | | 1 | 0.1% |
| 88920 | | 1 | 0.1% |
| 88921 | | 1 | 0.1% |
| 88923 | | 1 | 0.1% |
| 88924 | | 1 | 0.1% |
| 88925 | | 1 | 0.1% |
| 88926 | | 1 | 0.1% |
| 88927 | | 1 | 0.1% |
| 88928 | | 1 | 0.1% |
| 88929 | | 1 | 0.1% |
| 88930 | | 1 | 0.1% |
| 88931 | | 1 | 0.1% |
| 88932 | | 1 | 0.1% |
| 88933 | | 1 | 0.1% |
| 88934 | | 1 | 0.1% |
| 88935 | | 1 | 0.1% |
| 88937 | | 1 | 0.1% |
| 88938 | | 1 | 0.1% |
| 88939 | | 1 | 0.1% |
| 88941 | | 1 | 0.1% |
| 88942 | | 1 | 0.1% |
| 88943 | | 1 | 0.1% |
| 88944 | | 1 | 0.1% |
| 88945 | | 1 | 0.1% |
| 88946 | | 1 | 0.1% |

File : Förtroendebarmeter 2006

respnr: SERIAL ID

| Value | Label | Cases | Percentage |
|-------|-------|-------|------------|
| 88947 | | 1 | 0.1% |
| 88948 | | 1 | 0.1% |
| 88949 | | 1 | 0.1% |
| 88950 | | 1 | 0.1% |
| 88951 | | 1 | 0.1% |
| 88952 | | 1 | 0.1% |
| 88953 | | 1 | 0.1% |
| 88954 | | 1 | 0.1% |
| 88955 | | 1 | 0.1% |
| 88956 | | 1 | 0.1% |
| 88957 | | 1 | 0.1% |
| 88958 | | 1 | 0.1% |
| 88959 | | 1 | 0.1% |
| 88960 | | 1 | 0.1% |
| 88961 | | 1 | 0.1% |
| 88962 | | 1 | 0.1% |
| 88963 | | 1 | 0.1% |
| 88965 | | 1 | 0.1% |
| 88966 | | 1 | 0.1% |
| 88967 | | 1 | 0.1% |
| 88968 | | 1 | 0.1% |
| 88969 | | 1 | 0.1% |
| 88970 | | 1 | 0.1% |
| 88971 | | 1 | 0.1% |
| 88972 | | 1 | 0.1% |
| 88973 | | 1 | 0.1% |
| 88974 | | 1 | 0.1% |
| 88975 | | 1 | 0.1% |
| 88976 | | 1 | 0.1% |
| 88977 | | 1 | 0.1% |
| 88978 | | 1 | 0.1% |
| 88979 | | 1 | 0.1% |
| 88980 | | 1 | 0.1% |
| 88981 | | 1 | 0.1% |
| 88982 | | 1 | 0.1% |
| 88983 | | 1 | 0.1% |
| 88984 | | 1 | 0.1% |
| 88985 | | 1 | 0.1% |
| 88986 | | 1 | 0.1% |
| 88987 | | 1 | 0.1% |
| 88988 | | 1 | 0.1% |
| 88989 | | 1 | 0.1% |
| 88990 | | 1 | 0.1% |

File : Förtroendebarmeter 2006

respnr: SERIAL ID

| Value | Label | Cases | Percentage |
|-------|-------|-------|------------|
| 88991 | | 1 | 0.1% |
| 88992 | | 1 | 0.1% |
| 88993 | | 1 | 0.1% |
| 88994 | | 1 | 0.1% |
| 88995 | | 1 | 0.1% |
| 88996 | | 1 | 0.1% |
| 88997 | | 1 | 0.1% |
| 88998 | | 1 | 0.1% |
| 88999 | | 1 | 0.1% |
| 89000 | | 1 | 0.1% |
| 89001 | | 1 | 0.1% |
| 89002 | | 1 | 0.1% |
| 89003 | | 1 | 0.1% |
| 89004 | | 1 | 0.1% |
| 89005 | | 1 | 0.1% |
| 89006 | | 1 | 0.1% |
| 89007 | | 1 | 0.1% |
| 89008 | | 1 | 0.1% |
| 89009 | | 1 | 0.1% |
| 89010 | | 1 | 0.1% |
| 89011 | | 1 | 0.1% |
| 89012 | | 1 | 0.1% |
| 89013 | | 1 | 0.1% |
| 89014 | | 1 | 0.1% |
| 89015 | | 1 | 0.1% |
| 89016 | | 1 | 0.1% |
| 89017 | | 1 | 0.1% |
| 89018 | | 1 | 0.1% |
| 89019 | | 1 | 0.1% |
| 89020 | | 1 | 0.1% |
| 89021 | | 1 | 0.1% |
| 89022 | | 1 | 0.1% |
| 89023 | | 1 | 0.1% |
| 89024 | | 1 | 0.1% |
| 89025 | | 1 | 0.1% |
| 89026 | | 1 | 0.1% |
| 89027 | | 1 | 0.1% |
| 89028 | | 1 | 0.1% |
| 89029 | | 1 | 0.1% |
| 89030 | | 1 | 0.1% |
| 89031 | | 1 | 0.1% |
| 89032 | | 1 | 0.1% |
| 89033 | | 1 | 0.1% |

File : Förtroendebarmeter 2006

respnr: SERIAL ID

| Value | Label | Cases | Percentage |
|-------|-------|-------|------------|
| 89034 | | 1 | 0.1% |
| 89035 | | 1 | 0.1% |
| 89036 | | 1 | 0.1% |
| 89037 | | 1 | 0.1% |
| 89038 | | 1 | 0.1% |
| 89039 | | 1 | 0.1% |
| 89040 | | 1 | 0.1% |
| 89041 | | 1 | 0.1% |
| 89042 | | 1 | 0.1% |
| 89043 | | 1 | 0.1% |
| 89044 | | 1 | 0.1% |
| 89045 | | 1 | 0.1% |
| 89046 | | 1 | 0.1% |
| 89047 | | 1 | 0.1% |
| 89048 | | 1 | 0.1% |
| 89049 | | 1 | 0.1% |
| 89050 | | 1 | 0.1% |
| 89051 | | 1 | 0.1% |
| 89052 | | 1 | 0.1% |
| 89053 | | 1 | 0.1% |
| 89054 | | 1 | 0.1% |
| 89055 | | 1 | 0.1% |
| 89056 | | 1 | 0.1% |
| 89057 | | 1 | 0.1% |
| 89058 | | 1 | 0.1% |
| 89059 | | 1 | 0.1% |
| 89060 | | 1 | 0.1% |
| 89061 | | 1 | 0.1% |
| 89062 | | 1 | 0.1% |
| 89064 | | 1 | 0.1% |
| 89065 | | 1 | 0.1% |
| 89066 | | 1 | 0.1% |
| 89067 | | 1 | 0.1% |
| 89068 | | 1 | 0.1% |
| 89069 | | 1 | 0.1% |
| 89070 | | 1 | 0.1% |
| 89071 | | 1 | 0.1% |
| 89072 | | 1 | 0.1% |
| 89073 | | 1 | 0.1% |
| 89074 | | 1 | 0.1% |
| 89075 | | 1 | 0.1% |
| 89076 | | 1 | 0.1% |
| 89077 | | 1 | 0.1% |

File : Förtroendebarmeter 2006

respnr: SERIAL ID

| Value | Label | Cases | Percentage |
|-------|-------|-------|------------|
| 89078 | | 1 | 0.1% |
| 89079 | | 1 | 0.1% |
| 89080 | | 1 | 0.1% |
| 89081 | | 1 | 0.1% |
| 89082 | | 1 | 0.1% |
| 89083 | | 1 | 0.1% |
| 89084 | | 1 | 0.1% |
| 89085 | | 1 | 0.1% |
| 89086 | | 1 | 0.1% |
| 89087 | | 1 | 0.1% |
| 89088 | | 1 | 0.1% |
| 89090 | | 1 | 0.1% |
| 89091 | | 1 | 0.1% |
| 89092 | | 1 | 0.1% |
| 89093 | | 1 | 0.1% |
| 89094 | | 1 | 0.1% |
| 89095 | | 1 | 0.1% |
| 89096 | | 1 | 0.1% |
| 89098 | | 1 | 0.1% |
| 89099 | | 1 | 0.1% |
| 89100 | | 1 | 0.1% |
| 89101 | | 1 | 0.1% |
| 89103 | | 1 | 0.1% |
| 89104 | | 1 | 0.1% |
| 89105 | | 1 | 0.1% |
| 89106 | | 1 | 0.1% |
| 89107 | | 1 | 0.1% |
| 89108 | | 1 | 0.1% |
| 89109 | | 1 | 0.1% |
| 89110 | | 1 | 0.1% |
| 89111 | | 1 | 0.1% |
| 89112 | | 1 | 0.1% |
| 89113 | | 1 | 0.1% |
| 89114 | | 1 | 0.1% |
| 89115 | | 1 | 0.1% |
| 89116 | | 1 | 0.1% |
| 89117 | | 1 | 0.1% |
| 89118 | | 1 | 0.1% |
| 89119 | | 1 | 0.1% |
| 89120 | | 1 | 0.1% |
| 89121 | | 1 | 0.1% |
| 89122 | | 1 | 0.1% |
| 89123 | | 1 | 0.1% |

File : Förtroendebarmeter 2006

respnr: SERIAL ID

| Value | Label | Cases | Percentage |
|-------|-------|-------|------------|
| 89124 | | 1 | 0.1% |
| 89125 | | 1 | 0.1% |
| 89126 | | 1 | 0.1% |
| 89127 | | 1 | 0.1% |
| 89128 | | 1 | 0.1% |
| 89129 | | 1 | 0.1% |
| 89130 | | 1 | 0.1% |
| 89131 | | 1 | 0.1% |
| 89132 | | 1 | 0.1% |
| 89133 | | 1 | 0.1% |
| 89134 | | 1 | 0.1% |
| 89135 | | 1 | 0.1% |
| 89136 | | 1 | 0.1% |
| 89137 | | 1 | 0.1% |
| 89138 | | 1 | 0.1% |
| 89140 | | 1 | 0.1% |
| 89141 | | 1 | 0.1% |
| 89142 | | 1 | 0.1% |
| 89143 | | 1 | 0.1% |
| 89144 | | 1 | 0.1% |
| 89145 | | 1 | 0.1% |
| 89146 | | 1 | 0.1% |
| 89147 | | 1 | 0.1% |
| 89148 | | 1 | 0.1% |
| 89149 | | 1 | 0.1% |
| 89150 | | 1 | 0.1% |
| 89151 | | 1 | 0.1% |
| 89152 | | 1 | 0.1% |
| 89153 | | 1 | 0.1% |
| 89154 | | 1 | 0.1% |
| 89155 | | 1 | 0.1% |
| 89156 | | 1 | 0.1% |
| 89157 | | 1 | 0.1% |
| 89158 | | 1 | 0.1% |
| 89159 | | 1 | 0.1% |
| 89160 | | 1 | 0.1% |
| 89161 | | 1 | 0.1% |
| 89162 | | 1 | 0.1% |
| 89163 | | 1 | 0.1% |
| 89164 | | 1 | 0.1% |
| 89165 | | 1 | 0.1% |
| 89166 | | 1 | 0.1% |
| 89167 | | 1 | 0.1% |

File : Förtroendebarmeter 2006

respnr: SERIAL ID

| Value | Label | Cases | Percentage |
|-------|-------|-------|------------|
| 89168 | | 1 | 0.1% |
| 89169 | | 1 | 0.1% |
| 89170 | | 1 | 0.1% |
| 89171 | | 1 | 0.1% |
| 89172 | | 1 | 0.1% |
| 89173 | | 1 | 0.1% |
| 89174 | | 1 | 0.1% |
| 89175 | | 1 | 0.1% |
| 89176 | | 1 | 0.1% |
| 89177 | | 1 | 0.1% |
| 89178 | | 1 | 0.1% |
| 89179 | | 1 | 0.1% |
| 89180 | | 1 | 0.1% |
| 89181 | | 1 | 0.1% |
| 89182 | | 1 | 0.1% |
| 89184 | | 1 | 0.1% |
| 89185 | | 1 | 0.1% |
| 89186 | | 1 | 0.1% |
| 89187 | | 1 | 0.1% |
| 89188 | | 1 | 0.1% |
| 89189 | | 1 | 0.1% |
| 89190 | | 1 | 0.1% |
| 89191 | | 1 | 0.1% |
| 89192 | | 1 | 0.1% |
| 89193 | | 1 | 0.1% |
| 89194 | | 1 | 0.1% |
| 89195 | | 1 | 0.1% |
| 89196 | | 1 | 0.1% |
| 89197 | | 1 | 0.1% |
| 89198 | | 1 | 0.1% |
| 89199 | | 1 | 0.1% |
| 89200 | | 1 | 0.1% |
| 89201 | | 1 | 0.1% |
| 89202 | | 1 | 0.1% |
| 89203 | | 1 | 0.1% |
| 89204 | | 1 | 0.1% |
| 89205 | | 1 | 0.1% |
| 89206 | | 1 | 0.1% |
| 89207 | | 1 | 0.1% |
| 89208 | | 1 | 0.1% |
| 89209 | | 1 | 0.1% |
| 89210 | | 1 | 0.1% |
| 89211 | | 1 | 0.1% |

File : Förtroendebarmeter 2006

respnr: SERIAL ID

| Value | Label | Cases | Percentage |
|-------|-------|-------|------------|
| 89212 | | 1 | 0.1% |
| 89213 | | 1 | 0.1% |
| 89214 | | 1 | 0.1% |
| 89216 | | 1 | 0.1% |
| 89217 | | 1 | 0.1% |
| 89218 | | 1 | 0.1% |
| 89219 | | 1 | 0.1% |
| 89220 | | 1 | 0.1% |
| 89221 | | 1 | 0.1% |
| 89222 | | 1 | 0.1% |
| 89224 | | 1 | 0.1% |
| 89225 | | 1 | 0.1% |
| 89226 | | 1 | 0.1% |
| 89227 | | 1 | 0.1% |
| 89228 | | 1 | 0.1% |
| 89229 | | 1 | 0.1% |
| 89230 | | 1 | 0.1% |
| 89231 | | 1 | 0.1% |
| 89232 | | 1 | 0.1% |
| 89233 | | 1 | 0.1% |
| 89234 | | 1 | 0.1% |
| 89235 | | 1 | 0.1% |
| 89236 | | 1 | 0.1% |
| 89237 | | 1 | 0.1% |
| 89238 | | 1 | 0.1% |
| 89240 | | 1 | 0.1% |
| 89241 | | 1 | 0.1% |
| 89242 | | 1 | 0.1% |
| 89243 | | 1 | 0.1% |
| 89244 | | 1 | 0.1% |
| 89245 | | 1 | 0.1% |
| 89246 | | 1 | 0.1% |
| 89247 | | 1 | 0.1% |
| 89248 | | 1 | 0.1% |
| 89249 | | 1 | 0.1% |
| 89250 | | 1 | 0.1% |
| 89251 | | 1 | 0.1% |
| 89252 | | 1 | 0.1% |
| 89254 | | 1 | 0.1% |
| 89255 | | 1 | 0.1% |
| 89256 | | 1 | 0.1% |
| 89257 | | 1 | 0.1% |
| 89258 | | 1 | 0.1% |

File : Förtroendebarmeter 2006

respnr: SERIAL ID

| Value | Label | Cases | Percentage |
|-------|-------|-------|------------|
| 89259 | | 1 | 0.1% |
| 89260 | | 1 | 0.1% |
| 89261 | | 1 | 0.1% |
| 89262 | | 1 | 0.1% |
| 89263 | | 1 | 0.1% |
| 89264 | | 1 | 0.1% |
| 89265 | | 1 | 0.1% |
| 89266 | | 1 | 0.1% |
| 89267 | | 1 | 0.1% |
| 89268 | | 1 | 0.1% |
| 89269 | | 1 | 0.1% |
| 89270 | | 1 | 0.1% |
| 89271 | | 1 | 0.1% |
| 89272 | | 1 | 0.1% |
| 89273 | | 1 | 0.1% |
| 89274 | | 1 | 0.1% |
| 89275 | | 1 | 0.1% |
| 89276 | | 1 | 0.1% |
| 89277 | | 1 | 0.1% |
| 89278 | | 1 | 0.1% |
| 89279 | | 1 | 0.1% |
| 89280 | | 1 | 0.1% |
| 89281 | | 1 | 0.1% |
| 89282 | | 1 | 0.1% |
| 89283 | | 1 | 0.1% |
| 89284 | | 1 | 0.1% |
| 89285 | | 1 | 0.1% |
| 89286 | | 1 | 0.1% |
| 89287 | | 1 | 0.1% |
| 89288 | | 1 | 0.1% |
| 89289 | | 1 | 0.1% |
| 89290 | | 1 | 0.1% |
| 89291 | | 1 | 0.1% |
| 89292 | | 1 | 0.1% |
| 89293 | | 1 | 0.1% |
| 89294 | | 1 | 0.1% |
| 89295 | | 1 | 0.1% |
| 89296 | | 1 | 0.1% |
| 89297 | | 1 | 0.1% |
| 89298 | | 1 | 0.1% |
| 89299 | | 1 | 0.1% |
| 89300 | | 1 | 0.1% |
| 89301 | | 1 | 0.1% |

File : Förtroendebarmeter 2006

respnr: SERIAL ID

| Value | Label | Cases | Percentage |
|-------|-------|-------|------------|
| 89302 | | 1 | 0.1% |
| 89303 | | 1 | 0.1% |
| 89304 | | 1 | 0.1% |
| 89305 | | 1 | 0.1% |
| 89306 | | 1 | 0.1% |
| 89307 | | 1 | 0.1% |
| 89308 | | 1 | 0.1% |
| 89309 | | 1 | 0.1% |
| 89310 | | 1 | 0.1% |
| 89311 | | 1 | 0.1% |
| 89312 | | 1 | 0.1% |
| 89313 | | 1 | 0.1% |
| 89314 | | 1 | 0.1% |
| 89315 | | 1 | 0.1% |
| 89316 | | 1 | 0.1% |
| 89317 | | 1 | 0.1% |
| 89318 | | 1 | 0.1% |
| 89319 | | 1 | 0.1% |
| 89320 | | 1 | 0.1% |
| 89321 | | 1 | 0.1% |
| 89322 | | 1 | 0.1% |
| 89323 | | 1 | 0.1% |
| 89324 | | 1 | 0.1% |
| 89325 | | 1 | 0.1% |
| 89326 | | 1 | 0.1% |
| 89328 | | 1 | 0.1% |
| 89329 | | 1 | 0.1% |
| 89330 | | 1 | 0.1% |
| 89331 | | 1 | 0.1% |
| 89332 | | 1 | 0.1% |
| 89333 | | 1 | 0.1% |
| 89334 | | 1 | 0.1% |
| 89335 | | 1 | 0.1% |
| 89336 | | 1 | 0.1% |
| 89337 | | 1 | 0.1% |
| 89338 | | 1 | 0.1% |
| 89339 | | 1 | 0.1% |
| 89340 | | 1 | 0.1% |
| 89341 | | 1 | 0.1% |
| 89342 | | 1 | 0.1% |
| 89343 | | 1 | 0.1% |
| 89344 | | 1 | 0.1% |
| 89346 | | 1 | 0.1% |

File : Förtroendebarmeter 2006

respnr: SERIAL ID

| Value | Label | Cases | Percentage |
|-------|-------|-------|------------|
| 89347 | | 1 | 0.1% |
| 89348 | | 1 | 0.1% |
| 89349 | | 1 | 0.1% |
| 89350 | | 1 | 0.1% |
| 89351 | | 1 | 0.1% |
| 89352 | | 1 | 0.1% |
| 89353 | | 1 | 0.1% |
| 89354 | | 1 | 0.1% |
| 89355 | | 1 | 0.1% |
| 89356 | | 1 | 0.1% |
| 89357 | | 1 | 0.1% |
| 89360 | | 1 | 0.1% |
| 89361 | | 1 | 0.1% |
| 89362 | | 1 | 0.1% |
| 89363 | | 1 | 0.1% |
| 89364 | | 1 | 0.1% |
| 89366 | | 1 | 0.1% |
| 89367 | | 1 | 0.1% |
| 89368 | | 1 | 0.1% |
| 89369 | | 1 | 0.1% |
| 89370 | | 1 | 0.1% |
| 89371 | | 1 | 0.1% |
| 89372 | | 1 | 0.1% |
| 89373 | | 1 | 0.1% |
| 89374 | | 1 | 0.1% |
| 89375 | | 1 | 0.1% |
| 89376 | | 1 | 0.1% |
| 89377 | | 1 | 0.1% |
| 89378 | | 1 | 0.1% |
| 89379 | | 1 | 0.1% |
| 89380 | | 1 | 0.1% |
| 89381 | | 1 | 0.1% |
| 89382 | | 1 | 0.1% |
| 89383 | | 1 | 0.1% |
| 89384 | | 1 | 0.1% |
| 89385 | | 1 | 0.1% |
| 89386 | | 1 | 0.1% |
| 89387 | | 1 | 0.1% |
| 89388 | | 1 | 0.1% |
| 89389 | | 1 | 0.1% |
| 89390 | | 1 | 0.1% |
| 89391 | | 1 | 0.1% |
| 89392 | | 1 | 0.1% |

File : Förtroendebarmeter 2006

respnr: SERIAL ID

| Value | Label | Cases | Percentage |
|-------|-------|-------|------------|
| 89393 | | 1 | 0.1% |
| 89394 | | 1 | 0.1% |
| 89395 | | 1 | 0.1% |
| 89396 | | 1 | 0.1% |
| 89397 | | 1 | 0.1% |
| 89398 | | 1 | 0.1% |
| 89399 | | 1 | 0.1% |
| 89400 | | 1 | 0.1% |
| 89401 | | 1 | 0.1% |
| 89402 | | 1 | 0.1% |
| 89403 | | 1 | 0.1% |
| 89404 | | 1 | 0.1% |
| 89406 | | 1 | 0.1% |
| 89407 | | 1 | 0.1% |
| 89408 | | 1 | 0.1% |
| 89409 | | 1 | 0.1% |
| 89410 | | 1 | 0.1% |
| 89411 | | 1 | 0.1% |
| 89412 | | 1 | 0.1% |
| 89413 | | 1 | 0.1% |
| 89414 | | 1 | 0.1% |
| 89415 | | 1 | 0.1% |
| 89417 | | 1 | 0.1% |
| 89418 | | 1 | 0.1% |
| 89419 | | 1 | 0.1% |
| 89420 | | 1 | 0.1% |
| 89421 | | 1 | 0.1% |
| 89422 | | 1 | 0.1% |
| 89423 | | 1 | 0.1% |
| 89426 | | 1 | 0.1% |
| 89427 | | 1 | 0.1% |
| 89428 | | 1 | 0.1% |
| 89429 | | 1 | 0.1% |
| 89430 | | 1 | 0.1% |
| 89431 | | 1 | 0.1% |
| 89432 | | 1 | 0.1% |
| 89433 | | 1 | 0.1% |
| 89434 | | 1 | 0.1% |
| 89435 | | 1 | 0.1% |
| 89436 | | 1 | 0.1% |
| 89437 | | 1 | 0.1% |
| 89438 | | 1 | 0.1% |
| 89439 | | 1 | 0.1% |

File : Förtroendebarmeter 2006

respnr: SERIAL ID

| Value | Label | Cases | Percentage |
|-------|-------|-------|------------|
| 89440 | | 1 | 0.1% |
| 89442 | | 1 | 0.1% |
| 89444 | | 1 | 0.1% |
| 89445 | | 1 | 0.1% |
| 89446 | | 1 | 0.1% |
| 89447 | | 1 | 0.1% |
| 89448 | | 1 | 0.1% |
| 89449 | | 1 | 0.1% |
| 89451 | | 1 | 0.1% |
| 89452 | | 1 | 0.1% |
| 89453 | | 1 | 0.1% |
| 89454 | | 1 | 0.1% |
| 89457 | | 1 | 0.1% |
| 89458 | | 1 | 0.1% |
| 89459 | | 1 | 0.1% |
| 89460 | | 1 | 0.1% |
| 89461 | | 1 | 0.1% |
| 89462 | | 1 | 0.1% |
| 89463 | | 1 | 0.1% |
| 89464 | | 1 | 0.1% |
| 89465 | | 1 | 0.1% |
| 89466 | | 1 | 0.1% |
| 89467 | | 1 | 0.1% |
| 89468 | | 1 | 0.1% |
| 89469 | | 1 | 0.1% |
| 89470 | | 1 | 0.1% |
| 89471 | | 1 | 0.1% |
| 89472 | | 1 | 0.1% |
| 89473 | | 1 | 0.1% |
| 89474 | | 1 | 0.1% |
| 89475 | | 1 | 0.1% |
| 89476 | | 1 | 0.1% |
| 89477 | | 1 | 0.1% |
| 89478 | | 1 | 0.1% |
| 89479 | | 1 | 0.1% |
| 89480 | | 1 | 0.1% |
| 89481 | | 1 | 0.1% |
| 89482 | | 1 | 0.1% |
| 89483 | | 1 | 0.1% |
| 89484 | | 1 | 0.1% |
| 89486 | | 1 | 0.1% |
| 89487 | | 1 | 0.1% |
| 89488 | | 1 | 0.1% |

File : Förtroendebarmeter 2006

respnr: SERIAL ID

| Value | Label | Cases | Percentage |
|-------|-------|-------|------------|
| 89489 | | 1 | 0.1% |
| 89490 | | 1 | 0.1% |
| 89491 | | 1 | 0.1% |
| 89492 | | 1 | 0.1% |
| 89494 | | 1 | 0.1% |
| 89496 | | 1 | 0.1% |
| 89497 | | 1 | 0.1% |
| 89498 | | 1 | 0.1% |
| 89499 | | 1 | 0.1% |
| 89500 | | 1 | 0.1% |
| 89502 | | 1 | 0.1% |
| 89503 | | 1 | 0.1% |
| 89504 | | 1 | 0.1% |
| 89505 | | 1 | 0.1% |
| 89506 | | 1 | 0.1% |
| 89507 | | 1 | 0.1% |
| 89509 | | 1 | 0.1% |
| 89510 | | 1 | 0.1% |
| 89511 | | 1 | 0.1% |
| 89512 | | 1 | 0.1% |
| 89513 | | 1 | 0.1% |
| 89514 | | 1 | 0.1% |
| 89515 | | 1 | 0.1% |
| 89516 | | 1 | 0.1% |
| 89517 | | 1 | 0.1% |
| 89518 | | 1 | 0.1% |
| 89519 | | 1 | 0.1% |
| 89520 | | 1 | 0.1% |
| 89521 | | 1 | 0.1% |
| 89522 | | 1 | 0.1% |
| 89523 | | 1 | 0.1% |
| 89524 | | 1 | 0.1% |
| 89525 | | 1 | 0.1% |

Warning: these figures indicate the number of cases found in the data file. They cannot be interpreted as summary statistics of the population of interest.

| | |
|---------------------------|---|
| Information | [Type: discrete] [Format: numeric] [Range: 87754- 89525] [Missing: *] |
| Statistics [NW/ W] | [Valid: 778 /-] [Invalid: 0 /-] |

vikt: Weight

| | Viktvariabel | | |
|--------|--------------|-------|------------|
| Value | Label | Cases | Percentage |
| 0.3433 | | 1 | 0.1% |
| 0.3733 | | 1 | 0.1% |

File : Förtroendebarmeter 2006

vikt: Weight

| Value | Label | Cases | Percentage |
|--------|-------|-------|------------|
| 0.394 | | 1 | 0.1% |
| 0.3952 | | 1 | 0.1% |
| 0.4088 | | 1 | 0.1% |
| 0.4106 | | 1 | 0.1% |
| 0.426 | | 2 | 0.3% |
| 0.4287 | | 1 | 0.1% |
| 0.4343 | | 2 | 0.3% |
| 0.438 | | 1 | 0.1% |
| 0.4417 | | 1 | 0.1% |
| 0.4466 | | 1 | 0.1% |
| 0.4479 | | 1 | 0.1% |
| 0.4537 | | 2 | 0.3% |
| 0.4546 | | 1 | 0.1% |
| 0.458 | | 2 | 0.3% |
| 0.4596 | | 1 | 0.1% |
| 0.4653 | | 1 | 0.1% |
| 0.4707 | | 1 | 0.1% |
| 0.4796 | | 1 | 0.1% |
| 0.4816 | | 1 | 0.1% |
| 0.4863 | | 1 | 0.1% |
| 0.4873 | | 1 | 0.1% |
| 0.4927 | | 1 | 0.1% |
| 0.4968 | | 1 | 0.1% |
| 0.4974 | | 1 | 0.1% |
| 0.5012 | | 1 | 0.1% |
| 0.5024 | | 1 | 0.1% |
| 0.5079 | | 1 | 0.1% |
| 0.5106 | | 1 | 0.1% |
| 0.512 | | 1 | 0.1% |
| 0.5133 | | 1 | 0.1% |
| 0.5182 | | 1 | 0.1% |
| 0.5266 | | 1 | 0.1% |
| 0.528 | | 1 | 0.1% |
| 0.5299 | | 1 | 0.1% |
| 0.5324 | | 2 | 0.3% |
| 0.5346 | | 2 | 0.3% |
| 0.5372 | | 1 | 0.1% |
| 0.5383 | | 2 | 0.3% |
| 0.5413 | | 2 | 0.3% |
| 0.5416 | | 1 | 0.1% |
| 0.543 | | 2 | 0.3% |
| 0.55 | | 2 | 0.3% |
| 0.5516 | | 1 | 0.1% |

File : Förtroendebarmeter 2006

vikt: Weight

| Value | Label | Cases | Percentage |
|--------|-------|-------|------------|
| 0.5524 | | 1 | 0.1% |
| 0.5544 | | 1 | 0.1% |
| 0.5557 | | 1 | 0.1% |
| 0.5586 | | 1 | 0.1% |
| 0.5708 | | 1 | 0.1% |
| 0.573 | | 1 | 0.1% |
| 0.5754 | | 1 | 0.1% |
| 0.576 | | 1 | 0.1% |
| 0.5766 | | 1 | 0.1% |
| 0.5798 | | 1 | 0.1% |
| 0.5802 | | 1 | 0.1% |
| 0.584 | | 1 | 0.1% |
| 0.5893 | | 1 | 0.1% |
| 0.591 | | 1 | 0.1% |
| 0.5913 | | 1 | 0.1% |
| 0.5916 | | 1 | 0.1% |
| 0.5929 | | 1 | 0.1% |
| 0.593 | | 1 | 0.1% |
| 0.5951 | | 3 | 0.4% |
| 0.596 | | 1 | 0.1% |
| 0.5964 | | 2 | 0.3% |
| 0.5973 | | 3 | 0.4% |
| 0.598 | | 1 | 0.1% |
| 0.5991 | | 1 | 0.1% |
| 0.603 | | 1 | 0.1% |
| 0.6046 | | 1 | 0.1% |
| 0.6071 | | 1 | 0.1% |
| 0.6074 | | 1 | 0.1% |
| 0.6083 | | 1 | 0.1% |
| 0.6112 | | 1 | 0.1% |
| 0.6117 | | 1 | 0.1% |
| 0.6118 | | 1 | 0.1% |
| 0.6164 | | 1 | 0.1% |
| 0.6189 | | 4 | 0.5% |
| 0.619 | | 1 | 0.1% |
| 0.6212 | | 1 | 0.1% |
| 0.6225 | | 1 | 0.1% |
| 0.6234 | | 3 | 0.4% |
| 0.6246 | | 2 | 0.3% |
| 0.6248 | | 1 | 0.1% |
| 0.6253 | | 1 | 0.1% |
| 0.632 | | 1 | 0.1% |
| 0.6322 | | 1 | 0.1% |

File : Förtroendebarmeter 2006

vikt: Weight

| Value | Label | Cases | Percentage |
|--------|-------|-------|------------|
| 0.633 | | 1 | 0.1% |
| 0.6343 | | 1 | 0.1% |
| 0.6365 | | 1 | 0.1% |
| 0.6367 | | 2 | 0.3% |
| 0.6371 | | 2 | 0.3% |
| 0.6408 | | 3 | 0.4% |
| 0.6412 | | 1 | 0.1% |
| 0.6414 | | 1 | 0.1% |
| 0.6417 | | 1 | 0.1% |
| 0.6423 | | 1 | 0.1% |
| 0.6424 | | 1 | 0.1% |
| 0.6426 | | 1 | 0.1% |
| 0.6435 | | 2 | 0.3% |
| 0.6441 | | 1 | 0.1% |
| 0.6457 | | 1 | 0.1% |
| 0.6464 | | 1 | 0.1% |
| 0.648 | | 2 | 0.3% |
| 0.6488 | | 1 | 0.1% |
| 0.6494 | | 1 | 0.1% |
| 0.6509 | | 3 | 0.4% |
| 0.6519 | | 1 | 0.1% |
| 0.6534 | | 2 | 0.3% |
| 0.6566 | | 1 | 0.1% |
| 0.6576 | | 1 | 0.1% |
| 0.6677 | | 3 | 0.4% |
| 0.6705 | | 1 | 0.1% |
| 0.6708 | | 2 | 0.3% |
| 0.6711 | | 1 | 0.1% |
| 0.6749 | | 2 | 0.3% |
| 0.6757 | | 1 | 0.1% |
| 0.676 | | 1 | 0.1% |
| 0.6788 | | 2 | 0.3% |
| 0.6807 | | 1 | 0.1% |
| 0.6824 | | 2 | 0.3% |
| 0.6825 | | 1 | 0.1% |
| 0.683 | | 1 | 0.1% |
| 0.6847 | | 1 | 0.1% |
| 0.6873 | | 2 | 0.3% |
| 0.6884 | | 3 | 0.4% |
| 0.6903 | | 1 | 0.1% |
| 0.6904 | | 1 | 0.1% |
| 0.6929 | | 3 | 0.4% |
| 0.6933 | | 3 | 0.4% |

File : Förtroendebarmeter 2006

vikt: Weight

| Value | Label | Cases | Percentage |
|--------|-------|-------|------------|
| 0.6938 | | 2 | 0.3% |
| 0.6941 | | 1 | 0.1% |
| 0.6956 | | 1 | 0.1% |
| 0.6998 | | 1 | 0.1% |
| 0.7008 | | 2 | 0.3% |
| 0.7013 | | 1 | 0.1% |
| 0.7016 | | 2 | 0.3% |
| 0.7019 | | 1 | 0.1% |
| 0.7033 | | 3 | 0.4% |
| 0.7037 | | 2 | 0.3% |
| 0.7046 | | 1 | 0.1% |
| 0.707 | | 2 | 0.3% |
| 0.7074 | | 1 | 0.1% |
| 0.712 | | 1 | 0.1% |
| 0.7131 | | 1 | 0.1% |
| 0.7169 | | 1 | 0.1% |
| 0.7171 | | 2 | 0.3% |
| 0.7174 | | 1 | 0.1% |
| 0.7177 | | 1 | 0.1% |
| 0.7184 | | 1 | 0.1% |
| 0.7198 | | 1 | 0.1% |
| 0.7209 | | 1 | 0.1% |
| 0.7215 | | 2 | 0.3% |
| 0.7218 | | 1 | 0.1% |
| 0.7236 | | 1 | 0.1% |
| 0.7244 | | 1 | 0.1% |
| 0.7256 | | 1 | 0.1% |
| 0.7258 | | 1 | 0.1% |
| 0.729 | | 1 | 0.1% |
| 0.7301 | | 1 | 0.1% |
| 0.7302 | | 2 | 0.3% |
| 0.7349 | | 1 | 0.1% |
| 0.7364 | | 1 | 0.1% |
| 0.7366 | | 2 | 0.3% |
| 0.7379 | | 1 | 0.1% |
| 0.7399 | | 1 | 0.1% |
| 0.7434 | | 1 | 0.1% |
| 0.7462 | | 3 | 0.4% |
| 0.7491 | | 1 | 0.1% |
| 0.7496 | | 1 | 0.1% |
| 0.7508 | | 1 | 0.1% |
| 0.751 | | 2 | 0.3% |
| 0.7539 | | 1 | 0.1% |

File : Förtroendebarmeter 2006

vikt: Weight

| Value | Label | Cases | Percentage |
|--------|-------|-------|------------|
| 0.755 | | 1 | 0.1% |
| 0.7553 | | 1 | 0.1% |
| 0.7557 | | 1 | 0.1% |
| 0.7558 | | 1 | 0.1% |
| 0.7559 | | 2 | 0.3% |
| 0.7569 | | 1 | 0.1% |
| 0.757 | | 1 | 0.1% |
| 0.7571 | | 1 | 0.1% |
| 0.7587 | | 2 | 0.3% |
| 0.7593 | | 1 | 0.1% |
| 0.7595 | | 1 | 0.1% |
| 0.7648 | | 1 | 0.1% |
| 0.7666 | | 1 | 0.1% |
| 0.7711 | | 2 | 0.3% |
| 0.7718 | | 1 | 0.1% |
| 0.7719 | | 1 | 0.1% |
| 0.7733 | | 1 | 0.1% |
| 0.7743 | | 1 | 0.1% |
| 0.7744 | | 1 | 0.1% |
| 0.7754 | | 1 | 0.1% |
| 0.7771 | | 1 | 0.1% |
| 0.7785 | | 1 | 0.1% |
| 0.781 | | 1 | 0.1% |
| 0.782 | | 1 | 0.1% |
| 0.7825 | | 1 | 0.1% |
| 0.7829 | | 1 | 0.1% |
| 0.7847 | | 1 | 0.1% |
| 0.7856 | | 1 | 0.1% |
| 0.7857 | | 1 | 0.1% |
| 0.7872 | | 2 | 0.3% |
| 0.7877 | | 1 | 0.1% |
| 0.7882 | | 1 | 0.1% |
| 0.7884 | | 2 | 0.3% |
| 0.7886 | | 2 | 0.3% |
| 0.7891 | | 2 | 0.3% |
| 0.7895 | | 2 | 0.3% |
| 0.7901 | | 1 | 0.1% |
| 0.7927 | | 1 | 0.1% |
| 0.794 | | 3 | 0.4% |
| 0.7978 | | 2 | 0.3% |
| 0.7988 | | 5 | 0.6% |
| 0.7992 | | 3 | 0.4% |
| 0.7999 | | 1 | 0.1% |

File : Förtroendebarmeter 2006

vikt: Weight

| Value | Label | Cases | Percentage |
|--------|-------|-------|------------|
| 0.8004 | | 1 | 0.1% |
| 0.8012 | | 1 | 0.1% |
| 0.8023 | | 1 | 0.1% |
| 0.8028 | | 2 | 0.3% |
| 0.8035 | | 5 | 0.6% |
| 0.8043 | | 1 | 0.1% |
| 0.8057 | | 2 | 0.3% |
| 0.8063 | | 1 | 0.1% |
| 0.8076 | | 1 | 0.1% |
| 0.8094 | | 1 | 0.1% |
| 0.8095 | | 1 | 0.1% |
| 0.8103 | | 1 | 0.1% |
| 0.8104 | | 1 | 0.1% |
| 0.8106 | | 1 | 0.1% |
| 0.8125 | | 2 | 0.3% |
| 0.8126 | | 1 | 0.1% |
| 0.8134 | | 1 | 0.1% |
| 0.8159 | | 1 | 0.1% |
| 0.8209 | | 1 | 0.1% |
| 0.8225 | | 1 | 0.1% |
| 0.8228 | | 1 | 0.1% |
| 0.8234 | | 2 | 0.3% |
| 0.8239 | | 1 | 0.1% |
| 0.8257 | | 2 | 0.3% |
| 0.8284 | | 2 | 0.3% |
| 0.8309 | | 1 | 0.1% |
| 0.8311 | | 1 | 0.1% |
| 0.8341 | | 1 | 0.1% |
| 0.8342 | | 1 | 0.1% |
| 0.8348 | | 2 | 0.3% |
| 0.8354 | | 1 | 0.1% |
| 0.8389 | | 1 | 0.1% |
| 0.8397 | | 1 | 0.1% |
| 0.8399 | | 1 | 0.1% |
| 0.8402 | | 1 | 0.1% |
| 0.8404 | | 1 | 0.1% |
| 0.8448 | | 1 | 0.1% |
| 0.845 | | 1 | 0.1% |
| 0.8452 | | 1 | 0.1% |
| 0.8458 | | 1 | 0.1% |
| 0.8466 | | 1 | 0.1% |
| 0.8471 | | 1 | 0.1% |
| 0.8506 | | 1 | 0.1% |

File : Förtroendebarmeter 2006

vikt: Weight

| Value | Label | Cases | Percentage |
|--------|-------|-------|------------|
| 0.851 | | 4 | 0.5% |
| 0.8519 | | 1 | 0.1% |
| 0.8527 | | 3 | 0.4% |
| 0.8529 | | 1 | 0.1% |
| 0.8533 | | 3 | 0.4% |
| 0.8539 | | 3 | 0.4% |
| 0.8569 | | 1 | 0.1% |
| 0.8595 | | 1 | 0.1% |
| 0.8602 | | 1 | 0.1% |
| 0.8619 | | 1 | 0.1% |
| 0.8625 | | 1 | 0.1% |
| 0.8632 | | 2 | 0.3% |
| 0.8633 | | 1 | 0.1% |
| 0.8643 | | 1 | 0.1% |
| 0.8663 | | 4 | 0.5% |
| 0.8669 | | 1 | 0.1% |
| 0.8698 | | 1 | 0.1% |
| 0.8753 | | 1 | 0.1% |
| 0.877 | | 1 | 0.1% |
| 0.8788 | | 2 | 0.3% |
| 0.8802 | | 1 | 0.1% |
| 0.8844 | | 1 | 0.1% |
| 0.8861 | | 1 | 0.1% |
| 0.8865 | | 1 | 0.1% |
| 0.8866 | | 1 | 0.1% |
| 0.8883 | | 1 | 0.1% |
| 0.8886 | | 1 | 0.1% |
| 0.8914 | | 1 | 0.1% |
| 0.8919 | | 1 | 0.1% |
| 0.8924 | | 1 | 0.1% |
| 0.8926 | | 1 | 0.1% |
| 0.8948 | | 1 | 0.1% |
| 0.8957 | | 1 | 0.1% |
| 0.8989 | | 1 | 0.1% |
| 0.8994 | | 1 | 0.1% |
| 0.9024 | | 1 | 0.1% |
| 0.9053 | | 2 | 0.3% |
| 0.9059 | | 1 | 0.1% |
| 0.911 | | 1 | 0.1% |
| 0.9119 | | 2 | 0.3% |
| 0.9139 | | 1 | 0.1% |
| 0.9143 | | 1 | 0.1% |
| 0.9162 | | 1 | 0.1% |

File : Förtroendebarmeter 2006

vikt: Weight

| Value | Label | Cases | Percentage |
|--------|-------|-------|------------|
| 0.9181 | | 1 | 0.1% |
| 0.9186 | | 1 | 0.1% |
| 0.9191 | | 1 | 0.1% |
| 0.9195 | | 2 | 0.3% |
| 0.9249 | | 1 | 0.1% |
| 0.9251 | | 1 | 0.1% |
| 0.9256 | | 2 | 0.3% |
| 0.9266 | | 1 | 0.1% |
| 0.9288 | | 1 | 0.1% |
| 0.9305 | | 1 | 0.1% |
| 0.932 | | 1 | 0.1% |
| 0.9328 | | 1 | 0.1% |
| 0.933 | | 2 | 0.3% |
| 0.9339 | | 1 | 0.1% |
| 0.9342 | | 1 | 0.1% |
| 0.9361 | | 3 | 0.4% |
| 0.9362 | | 2 | 0.3% |
| 0.94 | | 1 | 0.1% |
| 0.9411 | | 1 | 0.1% |
| 0.9427 | | 1 | 0.1% |
| 0.945 | | 1 | 0.1% |
| 0.9458 | | 1 | 0.1% |
| 0.9542 | | 2 | 0.3% |
| 0.9556 | | 1 | 0.1% |
| 0.9558 | | 2 | 0.3% |
| 0.9599 | | 1 | 0.1% |
| 0.9601 | | 1 | 0.1% |
| 0.9615 | | 1 | 0.1% |
| 0.9635 | | 3 | 0.4% |
| 0.9648 | | 1 | 0.1% |
| 0.9651 | | 1 | 0.1% |
| 0.9662 | | 2 | 0.3% |
| 0.9669 | | 1 | 0.1% |
| 0.9673 | | 2 | 0.3% |
| 0.9678 | | 1 | 0.1% |
| 0.9722 | | 2 | 0.3% |
| 0.973 | | 1 | 0.1% |
| 0.9778 | | 2 | 0.3% |
| 0.9797 | | 1 | 0.1% |
| 0.9798 | | 1 | 0.1% |
| 0.9819 | | 1 | 0.1% |
| 0.9822 | | 1 | 0.1% |
| 0.9832 | | 1 | 0.1% |

File : Förtroendebarmeter 2006

vikt: Weight

| Value | Label | Cases | Percentage |
|--------|-------|-------|------------|
| 0.9835 | | 2 | 0.3% |
| 0.9859 | | 1 | 0.1% |
| 0.986 | | 1 | 0.1% |
| 0.9899 | | 1 | 0.1% |
| 0.991 | | 1 | 0.1% |
| 0.9926 | | 1 | 0.1% |
| 0.9927 | | 1 | 0.1% |
| 0.998 | | 1 | 0.1% |
| 0.9985 | | 1 | 0.1% |
| 1.003 | | 1 | 0.1% |
| 1.0035 | | 2 | 0.3% |
| 1.0038 | | 2 | 0.3% |
| 1.006 | | 1 | 0.1% |
| 1.0062 | | 1 | 0.1% |
| 1.0092 | | 1 | 0.1% |
| 1.01 | | 1 | 0.1% |
| 1.0108 | | 2 | 0.3% |
| 1.0111 | | 1 | 0.1% |
| 1.0155 | | 1 | 0.1% |
| 1.0186 | | 1 | 0.1% |
| 1.0188 | | 1 | 0.1% |
| 1.0212 | | 1 | 0.1% |
| 1.0216 | | 1 | 0.1% |
| 1.0225 | | 1 | 0.1% |
| 1.0236 | | 2 | 0.3% |
| 1.0261 | | 1 | 0.1% |
| 1.0299 | | 1 | 0.1% |
| 1.03 | | 1 | 0.1% |
| 1.0349 | | 1 | 0.1% |
| 1.035 | | 1 | 0.1% |
| 1.0353 | | 3 | 0.4% |
| 1.0386 | | 1 | 0.1% |
| 1.0436 | | 2 | 0.3% |
| 1.0454 | | 2 | 0.3% |
| 1.0472 | | 1 | 0.1% |
| 1.0485 | | 1 | 0.1% |
| 1.0492 | | 1 | 0.1% |
| 1.0534 | | 1 | 0.1% |
| 1.0552 | | 1 | 0.1% |
| 1.0577 | | 2 | 0.3% |
| 1.0605 | | 1 | 0.1% |
| 1.0617 | | 3 | 0.4% |
| 1.062 | | 1 | 0.1% |

File : Förtroendebarmeter 2006

vikt: Weight

| Value | Label | Cases | Percentage |
|--------|-------|-------|------------|
| 1.065 | | 1 | 0.1% |
| 1.0652 | | 1 | 0.1% |
| 1.0658 | | 1 | 0.1% |
| 1.0661 | | 1 | 0.1% |
| 1.0687 | | 1 | 0.1% |
| 1.0698 | | 1 | 0.1% |
| 1.0716 | | 2 | 0.3% |
| 1.0738 | | 2 | 0.3% |
| 1.0754 | | 1 | 0.1% |
| 1.0757 | | 1 | 0.1% |
| 1.0766 | | 1 | 0.1% |
| 1.077 | | 1 | 0.1% |
| 1.0777 | | 2 | 0.3% |
| 1.078 | | 1 | 0.1% |
| 1.0785 | | 1 | 0.1% |
| 1.0832 | | 1 | 0.1% |
| 1.0839 | | 2 | 0.3% |
| 1.0842 | | 1 | 0.1% |
| 1.0875 | | 1 | 0.1% |
| 1.0883 | | 1 | 0.1% |
| 1.0891 | | 1 | 0.1% |
| 1.09 | | 3 | 0.4% |
| 1.0915 | | 1 | 0.1% |
| 1.0918 | | 2 | 0.3% |
| 1.0926 | | 4 | 0.5% |
| 1.098 | | 1 | 0.1% |
| 1.1004 | | 1 | 0.1% |
| 1.1035 | | 2 | 0.3% |
| 1.105 | | 1 | 0.1% |
| 1.1073 | | 1 | 0.1% |
| 1.1077 | | 1 | 0.1% |
| 1.1094 | | 1 | 0.1% |
| 1.1142 | | 1 | 0.1% |
| 1.116 | | 1 | 0.1% |
| 1.1173 | | 1 | 0.1% |
| 1.1176 | | 1 | 0.1% |
| 1.1177 | | 1 | 0.1% |
| 1.1201 | | 1 | 0.1% |
| 1.1218 | | 1 | 0.1% |
| 1.1226 | | 1 | 0.1% |
| 1.131 | | 1 | 0.1% |
| 1.1334 | | 1 | 0.1% |
| 1.1355 | | 1 | 0.1% |

File : Förtroendebarmeter 2006

vikt: Weight

| Value | Label | Cases | Percentage |
|--------|-------|-------|------------|
| 1.1359 | | 1 | 0.1% |
| 1.136 | | 2 | 0.3% |
| 1.139 | | 2 | 0.3% |
| 1.1396 | | 1 | 0.1% |
| 1.1448 | | 1 | 0.1% |
| 1.1456 | | 1 | 0.1% |
| 1.1462 | | 1 | 0.1% |
| 1.15 | | 1 | 0.1% |
| 1.1527 | | 1 | 0.1% |
| 1.156 | | 1 | 0.1% |
| 1.1577 | | 2 | 0.3% |
| 1.1589 | | 1 | 0.1% |
| 1.1593 | | 2 | 0.3% |
| 1.1605 | | 3 | 0.4% |
| 1.1611 | | 1 | 0.1% |
| 1.1613 | | 1 | 0.1% |
| 1.1619 | | 4 | 0.5% |
| 1.1626 | | 1 | 0.1% |
| 1.1636 | | 1 | 0.1% |
| 1.1712 | | 2 | 0.3% |
| 1.1715 | | 1 | 0.1% |
| 1.1748 | | 1 | 0.1% |
| 1.1773 | | 1 | 0.1% |
| 1.1778 | | 1 | 0.1% |
| 1.1832 | | 1 | 0.1% |
| 1.1861 | | 1 | 0.1% |
| 1.1862 | | 2 | 0.3% |
| 1.1875 | | 2 | 0.3% |
| 1.1879 | | 1 | 0.1% |
| 1.1901 | | 1 | 0.1% |
| 1.1952 | | 2 | 0.3% |
| 1.2006 | | 1 | 0.1% |
| 1.2019 | | 1 | 0.1% |
| 1.2022 | | 2 | 0.3% |
| 1.2138 | | 1 | 0.1% |
| 1.216 | | 1 | 0.1% |
| 1.2172 | | 1 | 0.1% |
| 1.2224 | | 1 | 0.1% |
| 1.224 | | 1 | 0.1% |
| 1.2273 | | 2 | 0.3% |
| 1.2284 | | 1 | 0.1% |
| 1.2305 | | 2 | 0.3% |
| 1.231 | | 1 | 0.1% |

File : Förtroendebarmeter 2006

vikt: Weight

| Value | Label | Cases | Percentage |
|--------|-------|-------|------------|
| 1.232 | | 1 | 0.1% |
| 1.2337 | | 2 | 0.3% |
| 1.2346 | | 1 | 0.1% |
| 1.2396 | | 1 | 0.1% |
| 1.2429 | | 1 | 0.1% |
| 1.2477 | | 2 | 0.3% |
| 1.2575 | | 1 | 0.1% |
| 1.2595 | | 1 | 0.1% |
| 1.2602 | | 1 | 0.1% |
| 1.2608 | | 1 | 0.1% |
| 1.2643 | | 2 | 0.3% |
| 1.2648 | | 1 | 0.1% |
| 1.266 | | 2 | 0.3% |
| 1.2661 | | 1 | 0.1% |
| 1.2674 | | 1 | 0.1% |
| 1.2676 | | 1 | 0.1% |
| 1.2861 | | 1 | 0.1% |
| 1.293 | | 1 | 0.1% |
| 1.2932 | | 1 | 0.1% |
| 1.2934 | | 1 | 0.1% |
| 1.2954 | | 2 | 0.3% |
| 1.2957 | | 1 | 0.1% |
| 1.2962 | | 1 | 0.1% |
| 1.3 | | 1 | 0.1% |
| 1.306 | | 2 | 0.3% |
| 1.3087 | | 1 | 0.1% |
| 1.3089 | | 2 | 0.3% |
| 1.3208 | | 1 | 0.1% |
| 1.3373 | | 3 | 0.4% |
| 1.3433 | | 1 | 0.1% |
| 1.3542 | | 2 | 0.3% |
| 1.3567 | | 1 | 0.1% |
| 1.3578 | | 1 | 0.1% |
| 1.3588 | | 1 | 0.1% |
| 1.3607 | | 1 | 0.1% |
| 1.3651 | | 1 | 0.1% |
| 1.3692 | | 2 | 0.3% |
| 1.3721 | | 1 | 0.1% |
| 1.3881 | | 2 | 0.3% |
| 1.4001 | | 1 | 0.1% |
| 1.402 | | 1 | 0.1% |
| 1.4029 | | 1 | 0.1% |
| 1.4147 | | 1 | 0.1% |

File : Förtroendebarmeter 2006

vikt: Weight

| Value | Label | Cases | Percentage |
|--------|-------|-------|------------|
| 1.4194 | | 1 | 0.1% |
| 1.4216 | | 1 | 0.1% |
| 1.4306 | | 1 | 0.1% |
| 1.4346 | | 1 | 0.1% |
| 1.44 | | 1 | 0.1% |
| 1.4453 | | 1 | 0.1% |
| 1.4595 | | 2 | 0.3% |
| 1.4597 | | 1 | 0.1% |
| 1.4629 | | 1 | 0.1% |
| 1.472 | | 1 | 0.1% |
| 1.4748 | | 1 | 0.1% |
| 1.4813 | | 1 | 0.1% |
| 1.4837 | | 1 | 0.1% |
| 1.4884 | | 1 | 0.1% |
| 1.4928 | | 2 | 0.3% |
| 1.4995 | | 1 | 0.1% |
| 1.5042 | | 1 | 0.1% |
| 1.5088 | | 1 | 0.1% |
| 1.5101 | | 1 | 0.1% |
| 1.5141 | | 1 | 0.1% |
| 1.5289 | | 1 | 0.1% |
| 1.5435 | | 1 | 0.1% |
| 1.5465 | | 1 | 0.1% |
| 1.5516 | | 1 | 0.1% |
| 1.5523 | | 1 | 0.1% |
| 1.5569 | | 1 | 0.1% |
| 1.5639 | | 1 | 0.1% |
| 1.5658 | | 1 | 0.1% |
| 1.5781 | | 1 | 0.1% |
| 1.5854 | | 1 | 0.1% |
| 1.5889 | | 2 | 0.3% |
| 1.5899 | | 1 | 0.1% |
| 1.6101 | | 1 | 0.1% |
| 1.6153 | | 1 | 0.1% |
| 1.6288 | | 1 | 0.1% |
| 1.6316 | | 1 | 0.1% |
| 1.6321 | | 1 | 0.1% |
| 1.6354 | | 1 | 0.1% |
| 1.6427 | | 1 | 0.1% |
| 1.6439 | | 1 | 0.1% |
| 1.6448 | | 1 | 0.1% |
| 1.6482 | | 1 | 0.1% |
| 1.6634 | | 1 | 0.1% |

File : Förtroendebarmeter 2006

vikt: Weight

| Value | Label | Cases | Percentage |
|--------|-------|-------|------------|
| 1.6755 | | 1 | 0.1% |
| 1.6836 | | 1 | 0.1% |
| 1.6917 | | 1 | 0.1% |
| 1.6979 | | 1 | 0.1% |
| 1.7109 | | 2 | 0.3% |
| 1.753 | | 1 | 0.1% |
| 1.7581 | | 1 | 0.1% |
| 1.764 | | 1 | 0.1% |
| 1.7657 | | 1 | 0.1% |
| 1.7834 | | 2 | 0.3% |
| 1.7968 | | 1 | 0.1% |
| 1.8176 | | 1 | 0.1% |
| 1.8254 | | 1 | 0.1% |
| 1.8963 | | 1 | 0.1% |
| 1.8989 | | 1 | 0.1% |
| 1.9505 | | 1 | 0.1% |
| 1.9514 | | 1 | 0.1% |
| 1.9579 | | 1 | 0.1% |
| 1.9634 | | 1 | 0.1% |
| 2.0246 | | 1 | 0.1% |
| 2.0697 | | 1 | 0.1% |
| 2.1055 | | 1 | 0.1% |
| 2.1274 | | 1 | 0.1% |
| 2.1514 | | 1 | 0.1% |
| 2.16 | | 1 | 0.1% |
| 2.2412 | | 1 | 0.1% |
| 2.25 | | 1 | 0.1% |
| 2.3447 | | 1 | 0.1% |
| 2.4873 | | 1 | 0.1% |
| 2.4882 | | 1 | 0.1% |
| 2.4974 | | 1 | 0.1% |
| 2.5494 | | 1 | 0.1% |
| 2.5588 | | 1 | 0.1% |
| 2.6221 | | 2 | 0.3% |
| 2.9014 | | 1 | 0.1% |
| 2.9015 | | 1 | 0.1% |
| 2.9916 | | 1 | 0.1% |
| 3.0986 | | 1 | 0.1% |
| 3.1204 | | 1 | 0.1% |
| 3.3316 | | 1 | 0.1% |
| 3.3782 | | 1 | 0.1% |
| 3.3833 | | 1 | 0.1% |
| 3.716 | | 1 | 0.1% |

File : Förtroendebarmeter 2006

vikt: Weight

| Value | Label | Cases | Percentage |
|--------|-------|-------|------------|
| 5.7049 | | 1 | 0.1% |
| 6.6505 | | 1 | 0.1% |

Warning: these figures indicate the number of cases found in the data file. They cannot be interpreted as summary statistics of the population of interest.

| | |
|---------------------------|---|
| Information | [Type: discrete] [Format: numeric] [Range: 0.343- 6.651] [Missing: *] |
| Statistics [NW/ W] | [Valid: 778 /-] [Invalid: 0 /-] [Mean: 1.008 /-] [StdDev: 0.512 /-] |

sex: Sex

| Value | Label | Cases | Percentage |
|-------|-------|-------|------------|
| 1 | Man | 366 | 47.0% |
| 2 | Woman | 412 | 53.0% |

Warning: these figures indicate the number of cases found in the data file. They cannot be interpreted as summary statistics of the population of interest.

| | |
|---------------------------|---|
| Information | [Type: discrete] [Format: numeric] [Range: 1- 2] [Missing: *] |
| Statistics [NW/ W] | [Valid: 778 /-] [Invalid: 0 /-] |

utbild: Education

| Value | Label | Cases | Percentage |
|-------|--|-------|------------|
| 0 | School refusal | 1 | 0.1% |
| 1 | Primary/Elementary school | 135 | 17.4% |
| 2 | Primary/Elementary school - training | 59 | 7.6% |
| 3 | Junior secondary school/Girls' school | 10 | 1.3% |
| 4 | Junior secondary school/Girls' school - training | 12 | 1.5% |
| 5 | 2 year upper secondary school education/High school degree | 94 | 12.1% |
| 6 | 3-4 year upper secondary school education/High school degree | 174 | 22.4% |
| 7 | Post-secondary education/university/college | 293 | 37.7% |

Warning: these figures indicate the number of cases found in the data file. They cannot be interpreted as summary statistics of the population of interest.

| | |
|---------------------------|---|
| Information | [Type: discrete] [Format: numeric] [Range: 0- 7] [Missing: *] |
| Statistics [NW/ W] | [Valid: 778 /-] [Invalid: 0 /-] |

region: Region

| Value | Label | Cases | Percentage |
|-------|----------------------------|-------|------------|
| 1 | Stockholm urban area | 133 | 17.1% |
| 2 | Eastern midst of Sweden | 136 | 17.5% |
| 3 | Småland (islands included) | 72 | 9.3% |
| 4 | Southern Sweden | 120 | 15.4% |
| 5 | Western Sweden | 161 | 20.7% |
| 6 | Northern midst of Sweden | 80 | 10.3% |
| 7 | Middle and northern Sweden | 76 | 9.8% |

File : Förtroendebarmeter 2006

region: Region

Warning: these figures indicate the number of cases found in the data file. They cannot be interpreted as summary statistics of the population of interest.

Information [Type: discrete] [Format: numeric] [Range: 1- 7] [Missing: *]

Statistics [NW/ W] [Valid: 778 /-] [Invalid: 0 /-]

age: Age

Ålder

| Value | Label | Cases | Percentage |
|-------|-------|-------|------------|
| 1 | | 170 | 21.9% |
| 2 | | 281 | 36.1% |
| 3 | | 228 | 29.3% |
| 4 | | 99 | 12.7% |

Warning: these figures indicate the number of cases found in the data file. They cannot be interpreted as summary statistics of the population of interest.

Information [Type: discrete] [Format: numeric] [Range: 1- 4] [Missing: *]

Statistics [NW/ W] [Valid: 778 /-] [Invalid: 0 /-] [Mean: 2.329 /-] [StdDev: 0.956 /-]

inkmonth: Household's income/month

Hushållsinkomst/månad

| Value | Label | Cases | Percentage |
|-------|-------|-------|------------|
| 0 | | 9 | 1.4% |
| 4000 | | 1 | 0.2% |
| 5000 | | 2 | 0.3% |
| 6000 | | 3 | 0.5% |
| 6500 | | 1 | 0.2% |
| 7000 | | 2 | 0.3% |
| 7200 | | 2 | 0.3% |
| 7500 | | 1 | 0.2% |
| 8000 | | 1 | 0.2% |
| 9000 | | 2 | 0.3% |
| 10000 | | 9 | 1.4% |
| 10386 | | 1 | 0.2% |
| 11000 | | 1 | 0.2% |
| 11500 | | 1 | 0.2% |
| 12000 | | 12 | 1.9% |
| 12500 | | 1 | 0.2% |
| 13000 | | 1 | 0.2% |
| 14000 | | 2 | 0.3% |
| 14500 | | 1 | 0.2% |
| 15000 | | 12 | 1.9% |
| 16000 | | 7 | 1.1% |
| 17000 | | 8 | 1.3% |
| 17500 | | 3 | 0.5% |
| 18000 | | 8 | 1.3% |

File : Förtroendebarmeter 2006

inkmonth: Household's income/month

| Value | Label | Cases | Percentage |
|-------|-------|-------|------------|
| 18500 | | 1 | 0.2% |
| 19000 | | 6 | 0.9% |
| 20000 | | 23 | 3.6% |
| 22000 | | 11 | 1.7% |
| 23000 | | 8 | 1.3% |
| 24000 | | 5 | 0.8% |
| 25000 | | 23 | 3.6% |
| 25500 | | 1 | 0.2% |
| 26000 | | 5 | 0.8% |
| 27000 | | 7 | 1.1% |
| 27500 | | 1 | 0.2% |
| 27800 | | 1 | 0.2% |
| 28000 | | 11 | 1.7% |
| 30000 | | 51 | 8.0% |
| 30500 | | 1 | 0.2% |
| 31440 | | 1 | 0.2% |
| 32000 | | 8 | 1.3% |
| 32500 | | 1 | 0.2% |
| 33000 | | 6 | 0.9% |
| 34000 | | 2 | 0.3% |
| 35000 | | 42 | 6.6% |
| 36000 | | 4 | 0.6% |
| 37000 | | 4 | 0.6% |
| 37500 | | 1 | 0.2% |
| 38000 | | 3 | 0.5% |
| 39000 | | 1 | 0.2% |
| 40000 | | 72 | 11.3% |
| 42000 | | 4 | 0.6% |
| 43000 | | 2 | 0.3% |
| 44000 | | 4 | 0.6% |
| 45000 | | 38 | 6.0% |
| 46000 | | 6 | 0.9% |
| 47000 | | 3 | 0.5% |
| 47500 | | 1 | 0.2% |
| 48000 | | 8 | 1.3% |
| 50000 | | 57 | 8.9% |
| 51000 | | 1 | 0.2% |
| 52000 | | 3 | 0.5% |
| 53000 | | 1 | 0.2% |
| 55000 | | 15 | 2.4% |
| 56000 | | 2 | 0.3% |
| 58000 | | 1 | 0.2% |
| 60000 | | 32 | 5.0% |

File : Förtroendebarmeter 2006

inkmonth: Household's income/month

| Value | Label | Cases | Percentage |
|---------|-------|-------|------------|
| 62000 | | 3 | 0.5% |
| 63000 | | 1 | 0.2% |
| 65000 | | 9 | 1.4% |
| 66000 | | 1 | 0.2% |
| 67000 | | 1 | 0.2% |
| 70000 | | 13 | 2.0% |
| 73000 | | 1 | 0.2% |
| 75000 | | 6 | 0.9% |
| 76000 | | 1 | 0.2% |
| 76200 | | 1 | 0.2% |
| 80000 | | 7 | 1.1% |
| 81000 | | 1 | 0.2% |
| 85000 | | 3 | 0.5% |
| 90000 | | 4 | 0.6% |
| 93000 | | 1 | 0.2% |
| 100000 | | 5 | 0.8% |
| 105000 | | 1 | 0.2% |
| 110000 | | 2 | 0.3% |
| 120000 | | 1 | 0.2% |
| 125000 | | 1 | 0.2% |
| 140000 | | 2 | 0.3% |
| 150000 | | 1 | 0.2% |
| 225000 | | 1 | 0.2% |
| 350000 | | 1 | 0.2% |
| 700000 | | 1 | 0.2% |
| Sysmiss | | 140 | |

Warning: these figures indicate the number of cases found in the data file. They cannot be interpreted as summary statistics of the population of interest.

| | |
|---------------------------|---|
| Information | [Type: discrete] [Format: numeric] [Range: 0- 700000] [Missing: *] |
| Statistics [NW/ W] | [Valid: 638 /-] [Invalid: 140 /-] [Mean: 40987.031 /-] [StdDev: 36400.106 /-] |

inkyear: Household's income/year

| Value | Label | Cases | Percentage |
|-------|-------|-------|------------|
| 0 | | 9 | 1.4% |
| 25 | | 1 | 0.2% |
| 48 | | 1 | 0.2% |
| 60 | | 2 | 0.3% |
| 72 | | 3 | 0.5% |
| 78 | | 1 | 0.2% |
| 84 | | 2 | 0.3% |
| 86 | | 2 | 0.3% |
| 90 | | 1 | 0.2% |

File : Förtroendebarmeter 2006

inkyear: Household's income/year

| Value | Label | Cases | Percentage |
|-------|-------|-------|------------|
| 96 | | 1 | 0.2% |
| 108 | | 2 | 0.3% |
| 120 | | 9 | 1.4% |
| 125 | | 1 | 0.2% |
| 132 | | 1 | 0.2% |
| 138 | | 1 | 0.2% |
| 144 | | 12 | 1.8% |
| 150 | | 1 | 0.2% |
| 156 | | 1 | 0.2% |
| 168 | | 2 | 0.3% |
| 174 | | 1 | 0.2% |
| 180 | | 12 | 1.8% |
| 192 | | 7 | 1.1% |
| 200 | | 3 | 0.5% |
| 204 | | 8 | 1.2% |
| 210 | | 3 | 0.5% |
| 216 | | 8 | 1.2% |
| 222 | | 1 | 0.2% |
| 228 | | 6 | 0.9% |
| 240 | | 23 | 3.5% |
| 250 | | 1 | 0.2% |
| 264 | | 11 | 1.7% |
| 275 | | 1 | 0.2% |
| 276 | | 8 | 1.2% |
| 288 | | 5 | 0.8% |
| 300 | | 23 | 3.5% |
| 306 | | 1 | 0.2% |
| 312 | | 5 | 0.8% |
| 324 | | 7 | 1.1% |
| 330 | | 1 | 0.2% |
| 334 | | 1 | 0.2% |
| 336 | | 11 | 1.7% |
| 350 | | 2 | 0.3% |
| 360 | | 51 | 7.8% |
| 366 | | 1 | 0.2% |
| 377 | | 1 | 0.2% |
| 384 | | 8 | 1.2% |
| 390 | | 1 | 0.2% |
| 396 | | 6 | 0.9% |
| 400 | | 2 | 0.3% |
| 408 | | 2 | 0.3% |
| 420 | | 42 | 6.4% |
| 432 | | 4 | 0.6% |

File : Förtroendebarmeter 2006

inkyear: Household's income/year

| Value | Label | Cases | Percentage |
|-------|-------|-------|------------|
| 444 | | 4 | 0.6% |
| 450 | | 3 | 0.5% |
| 456 | | 3 | 0.5% |
| 468 | | 1 | 0.2% |
| 480 | | 72 | 11.0% |
| 500 | | 3 | 0.5% |
| 504 | | 4 | 0.6% |
| 516 | | 2 | 0.3% |
| 528 | | 4 | 0.6% |
| 540 | | 38 | 5.8% |
| 552 | | 6 | 0.9% |
| 564 | | 3 | 0.5% |
| 570 | | 1 | 0.2% |
| 576 | | 8 | 1.2% |
| 600 | | 57 | 8.7% |
| 612 | | 1 | 0.2% |
| 624 | | 3 | 0.5% |
| 625 | | 1 | 0.2% |
| 636 | | 1 | 0.2% |
| 660 | | 15 | 2.3% |
| 672 | | 2 | 0.3% |
| 696 | | 1 | 0.2% |
| 720 | | 32 | 4.9% |
| 744 | | 3 | 0.5% |
| 756 | | 1 | 0.2% |
| 780 | | 9 | 1.4% |
| 792 | | 1 | 0.2% |
| 804 | | 1 | 0.2% |
| 840 | | 13 | 2.0% |
| 876 | | 1 | 0.2% |
| 900 | | 6 | 0.9% |
| 912 | | 1 | 0.2% |
| 914 | | 1 | 0.2% |
| 960 | | 7 | 1.1% |
| 972 | | 1 | 0.2% |
| 1020 | | 3 | 0.5% |
| 1080 | | 4 | 0.6% |
| 1116 | | 1 | 0.2% |
| 1200 | | 5 | 0.8% |
| 1260 | | 1 | 0.2% |
| 1320 | | 2 | 0.3% |
| 1440 | | 1 | 0.2% |
| 1500 | | 1 | 0.2% |

File : Förtroendebarmeter 2006

inkyear: Household's income/year

| Value | Label | Cases | Percentage |
|---------|-------|-------|------------|
| 1680 | | 2 | 0.3% |
| 1800 | | 1 | 0.2% |
| 2700 | | 1 | 0.2% |
| 4200 | | 1 | 0.2% |
| 8400 | | 1 | 0.2% |
| Sysmiss | | 124 | |

Warning: these figures indicate the number of cases found in the data file. They cannot be interpreted as summary statistics of the population of interest.

| | |
|---------------------------|---|
| Information | [Type: discrete] [Format: numeric] [Range: 0- 8400] [Missing: *] |
| Statistics [NW/ W] | [Valid: 654 /-] [Invalid: 124 /-] [Mean: 488.488 /-] [StdDev: 432.569 /-] |

parti3: Political parties (merged)

Konstruerad variabel: Sammanslagning av Partisynpati samt Närmaste parti.

| Value | Label | Cases | Percentage |
|-------|---------------------|-------|------------|
| 1 | Left Party | 27 | 3.5% |
| 2 | Social Democrats | 248 | 31.9% |
| 3 | Centern | 48 | 6.2% |
| 4 | Liberal Party | 56 | 7.2% |
| 5 | Moderate Party | 175 | 22.5% |
| 6 | Christian Democrats | 42 | 5.4% |
| 7 | Green Party | 48 | 6.2% |
| 8 | Annat Parti | 14 | 1.8% |
| 9 | None | 57 | 7.3% |
| 10 | Sweden Democrats | 18 | 2.3% |
| 11 | Vet ej | 45 | 5.8% |

Warning: these figures indicate the number of cases found in the data file. They cannot be interpreted as summary statistics of the population of interest.

| | |
|---------------------------|--|
| Information | [Type: discrete] [Format: numeric] [Range: 1- 11] [Missing: *] |
| Statistics [NW/ W] | [Valid: 778 /-] [Invalid: 0 /-] |

riksbank: F.1AA Confidence in: The Swedish Central Bank

Literal question How much confidence do you have in the way the following institutions and businesses do their job? - The Swedish Central Bank

| Value | Label | Cases | Percentage |
|---------|----------------------------|-------|------------|
| 1 | Very high trust | 91 | 12.4% |
| 2 | Quite high trust | 358 | 48.8% |
| 3 | Neither high nor low trust | 234 | 31.9% |
| 4 | Quite low trust | 32 | 4.4% |
| 5 | Very low trust | 19 | 2.6% |
| Sysmiss | | 44 | |






Warning: these figures indicate the number of cases found in the data file. They cannot be interpreted as summary statistics of the population of interest.

| | |
|---------------------------|---|
| Information | [Type: discrete] [Format: numeric] [Range: 1- 5] [Missing: */6] |
| Statistics [NW/ W] | [Valid: 734 /-] [Invalid: 44 /-] |






File : Förtroendebarmeter 2006

riksbank: F.1AA Confidence in: The Swedish Central Bank






riksdag: F.1AB Confidence in: The Parliament

| | | | |
|--|---|--------------|--|
| Literal question | How much confidence do you have in the way the following institutions and businesses do their job? - the Parliament | | |
| Value | Label | Cases | Percentage |
| 1 | Very high trust | 33 |  4.3% |
| 2 | Quite high trust | 233 |  30.7% |
| 3 | Neither high nor low trust | 243 |  32.0% |
| 4 | Quite low trust | 170 |  22.4% |
| 5 | Very low trust | 80 |  10.5% |
| Sysmiss | | 19 | |
| <i>Warning: these figures indicate the number of cases found in the data file. They cannot be interpreted as summary statistics of the population of interest.</i> | | | |
| Information | [Type: discrete] [Format: numeric] [Range: 1- 5] [Missing: */6] | | |
| Statistics [NW/ W] | [Valid: 759 /-] [Invalid: 19 /-] | | |

eukomm: F.1AC Confidence in: EU commission

| | | | |
|--|--|--------------|--|
| Literal question | How much confidence do you have in the way the following institutions and businesses do their job? - EU commission | | |
| Value | Label | Cases | Percentage |
| 1 | Very high trust | 16 |  2.2% |
| 2 | Quite high trust | 136 |  18.5% |
| 3 | Neither high nor low trust | 282 |  38.4% |
| 4 | Quite low trust | 194 |  26.4% |
| 5 | Very low trust | 107 |  14.6% |
| Sysmiss | | 43 | |
| <i>Warning: these figures indicate the number of cases found in the data file. They cannot be interpreted as summary statistics of the population of interest.</i> | | | |
| Information | [Type: discrete] [Format: numeric] [Range: 1- 5] [Missing: */6] | | |
| Statistics [NW/ W] | [Valid: 735 /-] [Invalid: 43 /-] | | |

polpart: F.1AD Confidence in: The political parties

| | | | |
|--|--|--------------|--|
| Literal question | How much confidence do you have in the way the following institutions and businesses do their job? - The political parties | | |
| Value | Label | Cases | Percentage |
| 1 | Very high trust | 14 |  1.8% |
| 2 | Quite high trust | 111 |  14.6% |
| 3 | Neither high nor low trust | 292 |  38.4% |
| 4 | Quite low trust | 216 |  28.4% |
| 5 | Very low trust | 128 |  16.8% |
| Sysmiss | | 17 | |
| <i>Warning: these figures indicate the number of cases found in the data file. They cannot be interpreted as summary statistics of the population of interest.</i> | | | |
| Information | [Type: discrete] [Format: numeric] [Range: 1- 5] [Missing: */6] | | |
| Statistics [NW/ W] | [Valid: 761 /-] [Invalid: 17 /-] | | |

File : Förtroendebarmeter 2006

univer: F.1AE Confidence in: Universities

Literal question How much confidence do you have in the way the following institutions and businesses do their job? - Universities

| Value | Label | Cases | Percentage |
|---------|----------------------------|-------|------------|
| 1 | Very high trust | 123 | 17.4% |
| 2 | Quite high trust | 406 | 57.4% |
| 3 | Neither high nor low trust | 150 | 21.2% |
| 4 | Quite low trust | 24 | 3.4% |
| 5 | Very low trust | 4 | 0.6% |
| Sysmiss | | 71 | |

Warning: these figures indicate the number of cases found in the data file. They cannot be interpreted as summary statistics of the population of interest.

Information [Type: discrete] [Format: numeric] [Range: 1- 5] [Missing: */6]

Statistics [NW/ W] [Valid: 707 /-] [Invalid: 71 /-]

storftg: F.1AF Confidence in: Big business

Literal question How much confidence do you have in the way the following institutions and businesses do their job? - Big business

| Value | Label | Cases | Percentage |
|---------|----------------------------|-------|------------|
| 1 | Very high trust | 40 | 5.3% |
| 2 | Quite high trust | 247 | 32.6% |
| 3 | Neither high nor low trust | 289 | 38.2% |
| 4 | Quite low trust | 145 | 19.2% |
| 5 | Very low trust | 36 | 4.8% |
| Sysmiss | | 21 | |

Warning: these figures indicate the number of cases found in the data file. They cannot be interpreted as summary statistics of the population of interest.

Information [Type: discrete] [Format: numeric] [Range: 1- 5] [Missing: */6]

Statistics [NW/ W] [Valid: 757 /-] [Invalid: 21 /-]

fack: F.1AG Confidence in: The trade unions

Literal question How much confidence do you have in the way the following institutions and businesses do their job? - The trade unions

| Value | Label | Cases | Percentage |
|---------|----------------------------|-------|------------|
| 1 | Very high trust | 26 | 3.5% |
| 2 | Quite high trust | 213 | 28.7% |
| 3 | Neither high nor low trust | 231 | 31.1% |
| 4 | Quite low trust | 192 | 25.8% |
| 5 | Very low trust | 81 | 10.9% |
| Sysmiss | | 35 | |

Warning: these figures indicate the number of cases found in the data file. They cannot be interpreted as summary statistics of the population of interest.

Information [Type: discrete] [Format: numeric] [Range: 1- 5] [Missing: */6]

Statistics [NW/ W] [Valid: 743 /-] [Invalid: 35 /-]

dagspr: F.1AH Confidence in: The daily press

Literal question How much confidence do you have in the way the following institutions and businesses do their job? - The daily press

File : Förtroendebarmeter 2006

dagspr: F.1AH Confidence in: The daily press

| Value | Label | Cases | Percentage |
|---------|----------------------------|-------|------------|
| 1 | Very high trust | 31 | 4.0% |
| 2 | Quite high trust | 209 | 27.2% |
| 3 | Neither high nor low trust | 254 | 33.0% |
| 4 | Quite low trust | 207 | 26.9% |
| 5 | Very low trust | 68 | 8.8% |
| Sysmiss | | 9 | |

Warning: these figures indicate the number of cases found in the data file. They cannot be interpreted as summary statistics of the population of interest.

Information [Type: discrete] [Format: numeric] [Range: 1- 5] [Missing: */6]

Statistics [NW/ W] [Valid: 769 /-] [Invalid: 9 /-]

radiotv: F.1AI Confidence in: Radio and television

Literal question How much confidence do you have in the way the following institutions and businesses do their job? - Radio and television

| Value | Label | Cases | Percentage |
|---------|----------------------------|-------|------------|
| 1 | Very high trust | 51 | 6.6% |
| 2 | Quite high trust | 349 | 45.4% |
| 3 | Neither high nor low trust | 260 | 33.8% |
| 4 | Quite low trust | 90 | 11.7% |
| 5 | Very low trust | 19 | 2.5% |
| Sysmiss | | 9 | |

Warning: these figures indicate the number of cases found in the data file. They cannot be interpreted as summary statistics of the population of interest.

Information [Type: discrete] [Format: numeric] [Range: 1- 5] [Missing: */6]

Statistics [NW/ W] [Valid: 769 /-] [Invalid: 9 /-]

smftg: F.1AJ Confidence in: Small business

Literal question How much confidence do you have in the way the following institutions and businesses do their job? - Small business

| Value | Label | Cases | Percentage |
|---------|----------------------------|-------|------------|
| 1 | Very high trust | 69 | 9.2% |
| 2 | Quite high trust | 392 | 52.4% |
| 3 | Neither high nor low trust | 247 | 33.0% |
| 4 | Quite low trust | 35 | 4.7% |
| 5 | Very low trust | 5 | 0.7% |
| Sysmiss | | 30 | |

Warning: these figures indicate the number of cases found in the data file. They cannot be interpreted as summary statistics of the population of interest.

Information [Type: discrete] [Format: numeric] [Range: 1- 5] [Missing: */6]

Statistics [NW/ W] [Valid: 748 /-] [Invalid: 30 /-]

kyrkan: F.1AK Confidence in: The Church of Sweden

Literal question How much confidence do you have in the way the following institutions and businesses do their job? - The Church of Sweden

File : Förtroendebarmeter 2006

kyrkan: F.1AK Confidence in: The Church of Sweden

| Value | Label | Cases | Percentage |
|---------|----------------------------|-------|------------|
| 1 | Very high trust | 61 | 8.3% |
| 2 | Quite high trust | 277 | 37.5% |
| 3 | Neither high nor low trust | 256 | 34.6% |
| 4 | Quite low trust | 83 | 11.2% |
| 5 | Very low trust | 62 | 8.4% |
| Sysmiss | | 39 | |

Warning: these figures indicate the number of cases found in the data file. They cannot be interpreted as summary statistics of the population of interest.

Information [Type: discrete] [Format: numeric] [Range: 1- 5] [Missing: */6]

Statistics [NW/ W] [Valid: 739 /-] [Invalid: 39 /-]

social: F.1AL Confidence in: The Swedish Social Democratic Party

Literal question How much confidence do you have in the way the following institutions and businesses do their job? - The Swedish Social Democratic Party

| Value | Label | Cases | Percentage |
|---------|----------------------------|-------|------------|
| 1 | Very high trust | 35 | 4.6% |
| 2 | Quite high trust | 208 | 27.1% |
| 3 | Neither high nor low trust | 254 | 33.1% |
| 4 | Quite low trust | 172 | 22.4% |
| 5 | Very low trust | 98 | 12.8% |
| Sysmiss | | 11 | |

Warning: these figures indicate the number of cases found in the data file. They cannot be interpreted as summary statistics of the population of interest.

Information [Type: discrete] [Format: numeric] [Range: 1- 5] [Missing: */6]

Statistics [NW/ W] [Valid: 767 /-] [Invalid: 11 /-]

moderat: F.1AM Confidence in: Moderate Party

Literal question How much confidence do you have in the way the following institutions and businesses do their job? - Moderate Party

| Value | Label | Cases | Percentage |
|---------|----------------------------|-------|------------|
| 1 | Very high trust | 35 | 4.6% |
| 2 | Quite high trust | 197 | 25.8% |
| 3 | Neither high nor low trust | 197 | 25.8% |
| 4 | Quite low trust | 216 | 28.2% |
| 5 | Very low trust | 120 | 15.7% |
| Sysmiss | | 13 | |

Warning: these figures indicate the number of cases found in the data file. They cannot be interpreted as summary statistics of the population of interest.

Information [Type: discrete] [Format: numeric] [Range: 1- 5] [Missing: */6]

Statistics [NW/ W] [Valid: 765 /-] [Invalid: 13 /-]

folkpart: F.1AN Confidence in: Liberal Party

Literal question How much confidence do you have in the way the following institutions and businesses do their job? - Liberal Party

File : Förtroendebarmeter 2006

folkpart: F.1AN Confidence in: Liberal Party

| Value | Label | Cases | Percentage |
|---------|----------------------------|-------|------------|
| 1 | Very high trust | 12 | 1.6% |
| 2 | Quite high trust | 144 | 19.0% |
| 3 | Neither high nor low trust | 281 | 37.1% |
| 4 | Quite low trust | 209 | 27.6% |
| 5 | Very low trust | 112 | 14.8% |
| Sysmiss | | 20 | |

Warning: these figures indicate the number of cases found in the data file. They cannot be interpreted as summary statistics of the population of interest.

Information [Type: discrete] [Format: numeric] [Range: 1- 5] [Missing: */6]

Statistics [NW/ W] [Valid: 758 /-] [Invalid: 20 /-]

svedem: F.1AO Confidence in: Sweden Democrats

Literal question How much confidence do you have in the way the following institutions and businesses do their job? - Sweden Democrats

| Value | Label | Cases | Percentage |
|---------|----------------------------|-------|------------|
| 1 | Very high trust | 5 | 0.7% |
| 2 | Quite high trust | 27 | 3.6% |
| 3 | Neither high nor low trust | 85 | 11.3% |
| 4 | Quite low trust | 110 | 14.6% |
| 5 | Very low trust | 525 | 69.8% |
| Sysmiss | | 26 | |

Warning: these figures indicate the number of cases found in the data file. They cannot be interpreted as summary statistics of the population of interest.

Information [Type: discrete] [Format: numeric] [Range: 1- 5] [Missing: */6]

Statistics [NW/ W] [Valid: 752 /-] [Invalid: 26 /-]

sr: F.1BA Confidence in: Radio Sweden

Literal question How much confidence do you have for the way in which radio, TV stations and newspapers do their job? - Radio Sweden

| Value | Label | Cases | Percentage |
|---------|----------------------------|-------|------------|
| 1 | Very high trust | 143 | 19.0% |
| 2 | Quite high trust | 429 | 57.0% |
| 3 | Neither high nor low trust | 135 | 17.9% |
| 4 | Quite low trust | 36 | 4.8% |
| 5 | Very low trust | 10 | 1.3% |
| Sysmiss | | 25 | |

Warning: these figures indicate the number of cases found in the data file. They cannot be interpreted as summary statistics of the population of interest.

Information [Type: discrete] [Format: numeric] [Range: 1- 5] [Missing: */6]

Statistics [NW/ W] [Valid: 753 /-] [Invalid: 25 /-]

svt: F.1BB Confidence in: Swedish Television

Literal question How much confidence do you have for the way in which radio, TV stations and newspapers do their job? - Swedish Television

File : Förtroendebarmeter 2006

svt: F.1BB Confidence in: Swedish Television

| Value | Label | Cases | Percentage |
|---------|----------------------------|-------|------------|
| 1 | Very high trust | 113 | 14.8% |
| 2 | Quite high trust | 440 | 57.5% |
| 3 | Neither high nor low trust | 159 | 20.8% |
| 4 | Quite low trust | 37 | 4.8% |
| 5 | Very low trust | 16 | 2.1% |
| Sysmiss | | 13 | |

Warning: these figures indicate the number of cases found in the data file. They cannot be interpreted as summary statistics of the population of interest.

Information [Type: discrete] [Format: numeric] [Range: 1- 5] [Missing: */6]

Statistics [NW/ W] [Valid: 765 /-] [Invalid: 13 /-]

tv4: F.1BC Confidence in: TV4

Literal question How much confidence do you have for the way in which radio, TV stations and newspapers do their job? - TV4

| Value | Label | Cases | Percentage |
|---------|----------------------------|-------|------------|
| 1 | Very high trust | 64 | 8.4% |
| 2 | Quite high trust | 379 | 49.8% |
| 3 | Neither high nor low trust | 230 | 30.2% |
| 4 | Quite low trust | 76 | 10.0% |
| 5 | Very low trust | 12 | 1.6% |
| Sysmiss | | 17 | |

Warning: these figures indicate the number of cases found in the data file. They cannot be interpreted as summary statistics of the population of interest.

Information [Type: discrete] [Format: numeric] [Range: 1- 5] [Missing: */6]

Statistics [NW/ W] [Valid: 761 /-] [Invalid: 17 /-]

tv3: F.1BD Confidence in: TV3

Literal question How much confidence do you have for the way in which radio, TV stations and newspapers do their job? - TV3

| Value | Label | Cases | Percentage |
|---------|----------------------------|-------|------------|
| 1 | Very high trust | 29 | 4.4% |
| 2 | Quite high trust | 159 | 23.9% |
| 3 | Neither high nor low trust | 281 | 42.3% |
| 4 | Quite low trust | 143 | 21.5% |
| 5 | Very low trust | 52 | 7.8% |
| Sysmiss | | 114 | |

Warning: these figures indicate the number of cases found in the data file. They cannot be interpreted as summary statistics of the population of interest.

Information [Type: discrete] [Format: numeric] [Range: 1- 5] [Missing: */6]

Statistics [NW/ W] [Valid: 664 /-] [Invalid: 114 /-]

kanal5: F.1BE Confidence in: Channel 5

Literal question How much confidence do you have for the way in which radio, TV stations and newspapers do their job? - Channel 5

| Value | Label | Cases | Percentage |
|-------|-----------------|-------|------------|
| 1 | Very high trust | 26 | 4.1% |

File : Förtroendebarmeter 2006

kanal5: F.1BE Confidence in: Channel 5

| Value | Label | Cases | Percentage |
|---------|----------------------------|-------|------------|
| 2 | Quite high trust | 148 | 23.4% |
| 3 | Neither high nor low trust | 282 | 44.6% |
| 4 | Quite low trust | 124 | 19.6% |
| 5 | Very low trust | 52 | 8.2% |
| Sysmiss | | 146 | |

Warning: these figures indicate the number of cases found in the data file. They cannot be interpreted as summary statistics of the population of interest.

Information [Type: discrete] [Format: numeric] [Range: 1- 5] [Missing: */6]

Statistics [NW/ W] [Valid: 632 /-] [Invalid: 146 /-]

dn: F.1BF Confidence in: Dagens Nyheter

Literal question How much confidence do you have for the way in which radio, TV stations and newspapers do their job? - DN (Dagens Nyheter)

| Value | Label | Cases | Percentage |
|---------|----------------------------|-------|------------|
| 1 | Very high trust | 64 | 10.1% |
| 2 | Quite high trust | 290 | 45.6% |
| 3 | Neither high nor low trust | 213 | 33.5% |
| 4 | Quite low trust | 54 | 8.5% |
| 5 | Very low trust | 15 | 2.4% |
| Sysmiss | | 142 | |

Warning: these figures indicate the number of cases found in the data file. They cannot be interpreted as summary statistics of the population of interest.

Information [Type: discrete] [Format: numeric] [Range: 1- 5] [Missing: */6]

Statistics [NW/ W] [Valid: 636 /-] [Invalid: 142 /-]

afton: F.1BG Confidence in: Aftonbladet

Literal question How much confidence do you have for the way in which radio, TV stations and newspapers do their job? - Aftonbladet

| Value | Label | Cases | Percentage |
|---------|----------------------------|-------|------------|
| 1 | Very high trust | 30 | 4.1% |
| 2 | Quite high trust | 151 | 20.7% |
| 3 | Neither high nor low trust | 208 | 28.5% |
| 4 | Quite low trust | 223 | 30.5% |
| 5 | Very low trust | 119 | 16.3% |
| Sysmiss | | 47 | |

Warning: these figures indicate the number of cases found in the data file. They cannot be interpreted as summary statistics of the population of interest.

Information [Type: discrete] [Format: numeric] [Range: 1- 5] [Missing: */6]

Statistics [NW/ W] [Valid: 731 /-] [Invalid: 47 /-]

ikea: F.1CA Confidence in: IKEA

Literal question How much confidence do you have for the way in which the following companies and brands do their job? - IKEA

| Value | Label | Cases | Percentage |
|-------|-----------------|-------|------------|
| 1 | Very high trust | 189 | 24.8% |

File : Förtroendebarmeter 2006

ikea: F.1CA Confidence in: IKEA

| Value | Label | Cases | Percentage |
|---------|----------------------------|-------|------------|
| 2 | Quite high trust | 422 | 55.5% |
| 3 | Neither high nor low trust | 115 | 15.1% |
| 4 | Quite low trust | 33 | 4.3% |
| 5 | Very low trust | 2 | 0.3% |
| Sysmiss | | 17 | |

Warning: these figures indicate the number of cases found in the data file. They cannot be interpreted as summary statistics of the population of interest.

Information [Type: discrete] [Format: numeric] [Range: 1- 5] [Missing: */6]

Statistics [NW/ W] [Valid: 761 /-] [Invalid: 17 /-]

volvo: F.1CB Confidence in: Volvo

Literal question How much confidence do you have for the way in which the following companies and brands do their job? - Volvo

| Value | Label | Cases | Percentage |
|---------|----------------------------|-------|------------|
| 1 | Very high trust | 123 | 16.2% |
| 2 | Quite high trust | 401 | 53.0% |
| 3 | Neither high nor low trust | 191 | 25.2% |
| 4 | Quite low trust | 34 | 4.5% |
| 5 | Very low trust | 8 | 1.1% |
| Sysmiss | | 21 | |

Warning: these figures indicate the number of cases found in the data file. They cannot be interpreted as summary statistics of the population of interest.

Information [Type: discrete] [Format: numeric] [Range: 1- 5] [Missing: */6]

Statistics [NW/ W] [Valid: 757 /-] [Invalid: 21 /-]

saab: F.1CC Confidence in: Saab

Literal question How much confidence do you have for the way in which the following companies and brands do their job? - Saab

| Value | Label | Cases | Percentage |
|---------|----------------------------|-------|------------|
| 1 | Very high trust | 72 | 9.8% |
| 2 | Quite high trust | 346 | 46.9% |
| 3 | Neither high nor low trust | 244 | 33.1% |
| 4 | Quite low trust | 58 | 7.9% |
| 5 | Very low trust | 18 | 2.4% |
| Sysmiss | | 40 | |

Warning: these figures indicate the number of cases found in the data file. They cannot be interpreted as summary statistics of the population of interest.

Information [Type: discrete] [Format: numeric] [Range: 1- 5] [Missing: */6]

Statistics [NW/ W] [Valid: 738 /-] [Invalid: 40 /-]

ericsson: F.1CD Confidence in: Ericsson

Literal question How much confidence do you have for the way in which the following companies and brands do their job? - Ericsson

| Value | Label | Cases | Percentage |
|-------|------------------|-------|------------|
| 1 | Very high trust | 75 | 9.9% |
| 2 | Quite high trust | 367 | 48.6% |

File : Förtroendebarmeter 2006

ericsson: F.1CD Confidence in: Ericsson

| Value | Label | Cases | Percentage |
|---------|----------------------------|-------|------------|
| 3 | Neither high nor low trust | 236 | 31.3% |
| 4 | Quite low trust | 65 | 8.6% |
| 5 | Very low trust | 12 | 1.6% |
| Sysmiss | | 23 | |

Warning: these figures indicate the number of cases found in the data file. They cannot be interpreted as summary statistics of the population of interest.

| | |
|---------------------------|---|
| Information | [Type: discrete] [Format: numeric] [Range: 1- 5] [Missing: */6] |
| Statistics [NW/ W] | [Valid: 755 /-] [Invalid: 23 /-] |

posten: F.1CE Confidence in: Posten AB

| | |
|-------------------------|---|
| Literal question | How much confidence do you have for the way in which the following companies and brands do their job? - Posten AB |
|-------------------------|---|

| Value | Label | Cases | Percentage |
|---------|----------------------------|-------|------------|
| 1 | Very high trust | 56 | 7.3% |
| 2 | Quite high trust | 237 | 30.8% |
| 3 | Neither high nor low trust | 204 | 26.5% |
| 4 | Quite low trust | 183 | 23.8% |
| 5 | Very low trust | 90 | 11.7% |
| Sysmiss | | 8 | |

Warning: these figures indicate the number of cases found in the data file. They cannot be interpreted as summary statistics of the population of interest.

| | |
|---------------------------|---|
| Information | [Type: discrete] [Format: numeric] [Range: 1- 5] [Missing: */6] |
| Statistics [NW/ W] | [Valid: 770 /-] [Invalid: 8 /-] |

telia: F.1CF Confidence in: TeliaSonera

| | |
|-------------------------|---|
| Literal question | How much confidence do you have for the way in which the following companies and brands do their job? - TeliaSonera |
|-------------------------|---|

| Value | Label | Cases | Percentage |
|---------|----------------------------|-------|------------|
| 1 | Very high trust | 25 | 3.4% |
| 2 | Quite high trust | 215 | 29.4% |
| 3 | Neither high nor low trust | 320 | 43.8% |
| 4 | Quite low trust | 127 | 17.4% |
| 5 | Very low trust | 44 | 6.0% |
| Sysmiss | | 47 | |

Warning: these figures indicate the number of cases found in the data file. They cannot be interpreted as summary statistics of the population of interest.

| | |
|---------------------------|---|
| Information | [Type: discrete] [Format: numeric] [Range: 1- 5] [Missing: */6] |
| Statistics [NW/ W] | [Valid: 731 /-] [Invalid: 47 /-] |

coca: F.1CG Confidence in: Coca-Cola

| | |
|-------------------------|---|
| Literal question | How much confidence do you have for the way in which the following companies and brands do their job? - Coca-Cola |
|-------------------------|---|

| Value | Label | Cases | Percentage |
|-------|-----------------|-------|------------|
| 1 | Very high trust | 42 | 5.7% |

File : Förtroendebarmeter 2006

coca: F.1CG Confidence in: Coca-Cola

| Value | Label | Cases | Percentage |
|---------|----------------------------|-------|------------|
| 2 | Quite high trust | 122 | 16.7% |
| 3 | Neither high nor low trust | 260 | 35.5% |
| 4 | Quite low trust | 181 | 24.7% |
| 5 | Very low trust | 127 | 17.3% |
| Sysmiss | | 46 | |

Warning: these figures indicate the number of cases found in the data file. They cannot be interpreted as summary statistics of the population of interest.

Information [Type: discrete] [Format: numeric] [Range: 1- 5] [Missing: */6]

Statistics [NW/ W] [Valid: 732 /-] [Invalid: 46 /-]

skandia: F.1CH Confidence in: Skandia

Literal question How much confidence do you have for the way in which the following companies and brands do their job? - Skandia

| Value | Label | Cases | Percentage |
|---------|----------------------------|-------|------------|
| 1 | Very high trust | 15 | 2.0% |
| 2 | Quite high trust | 114 | 15.6% |
| 3 | Neither high nor low trust | 254 | 34.7% |
| 4 | Quite low trust | 208 | 28.4% |
| 5 | Very low trust | 141 | 19.3% |
| Sysmiss | | 46 | |

Warning: these figures indicate the number of cases found in the data file. They cannot be interpreted as summary statistics of the population of interest.

Information [Type: discrete] [Format: numeric] [Range: 1- 5] [Missing: */6]

Statistics [NW/ W] [Valid: 732 /-] [Invalid: 46 /-]

astraz: F.1CI Confidence in: Astra Zeneca

Literal question How much confidence do you have for the way in which the following companies and brands do their job? - Astra Zeneca

| Value | Label | Cases | Percentage |
|---------|----------------------------|-------|------------|
| 1 | Very high trust | 51 | 7.5% |
| 2 | Quite high trust | 264 | 39.0% |
| 3 | Neither high nor low trust | 283 | 41.8% |
| 4 | Quite low trust | 62 | 9.2% |
| 5 | Very low trust | 17 | 2.5% |
| Sysmiss | | 101 | |

Warning: these figures indicate the number of cases found in the data file. They cannot be interpreted as summary statistics of the population of interest.

Information [Type: discrete] [Format: numeric] [Range: 1- 5] [Missing: */6]

Statistics [NW/ W] [Valid: 677 /-] [Invalid: 101 /-]

past1: F.2A Assessment of statements in the debate about new media: Internet prerequisite for staying informed

Pre-question To what extent do you or do you not agree with the following statements contained in the debate about new media?

Literal question The Internet is a prerequisite for staying informed about current events

File : Förtroendebarmeter 2006

past1: F.2A Assessment of statements in the debate about new media: Internet prerequisite for staying informed

| Value | Label | Cases | Percentage |
|-------|--------------|-------|------------|
| 1 | Agree | 369 | 47.4% |
| 2 | Do not agree | 395 | 50.8% |
| 3 | No opinion | 14 | 1.8% |

Warning: these figures indicate the number of cases found in the data file. They cannot be interpreted as summary statistics of the population of interest.

| | |
|---------------------------|---|
| Information | [Type: discrete] [Format: numeric] [Range: 1- 3] [Missing: *] |
| Statistics [NW/ W] | [Valid: 778 /-] [Invalid: 0 /-] |

past2: F.2B Assessment of statements in the debate about new media: Reading the local paper magazine - no need to visit the newspaper's online site

| | |
|-------------------------|--|
| Pre-question | To what extent do you or do you not agree with the following statements contained in the debate about new media? |
| Literal question | People who read the local paper magazine have no need to visit the newspaper's online site |

| Value | Label | Cases | Percentage |
|-------|--------------|-------|------------|
| 1 | Agree | 277 | 35.6% |
| 2 | Do not agree | 457 | 58.7% |
| 3 | No opinion | 44 | 5.7% |

Warning: these figures indicate the number of cases found in the data file. They cannot be interpreted as summary statistics of the population of interest.

| | |
|---------------------------|---|
| Information | [Type: discrete] [Format: numeric] [Range: 1- 3] [Missing: *] |
| Statistics [NW/ W] | [Valid: 778 /-] [Invalid: 0 /-] |

past3: F.2C Assessment of statements in the debate about new media: Online newspaper content more difficult to grasp

| | |
|-------------------------|--|
| Pre-question | To what extent do you or do you not agree with the following statements contained in the debate about new media? |
| Literal question | The content of online newspapers is more difficult to grasp than the content of the paper magazines |

| Value | Label | Cases | Percentage |
|-------|--------------|-------|------------|
| 1 | Agree | 422 | 54.2% |
| 2 | Do not agree | 260 | 33.4% |
| 3 | No opinion | 96 | 12.3% |

Warning: these figures indicate the number of cases found in the data file. They cannot be interpreted as summary statistics of the population of interest.

| | |
|---------------------------|---|
| Information | [Type: discrete] [Format: numeric] [Range: 1- 3] [Missing: *] |
| Statistics [NW/ W] | [Valid: 778 /-] [Invalid: 0 /-] |

egenliv: F.3A Changes last 10-15 years: Your own life situation

| | |
|-------------------------|--|
| Literal question | If you look 10-15 years back, do you think it has got better or worse in terms of your own life situation, and most Swedes life situation? - Your own life situation |
|-------------------------|--|

| Value | Label | Cases | Percentage |
|-------|--------------------------|-------|------------|
| 1 | Much better | 290 | 37.5% |
| 2 | Somewhat better | 216 | 27.9% |
| 3 | Neither better nor worse | 137 | 17.7% |
| 4 | Somewhat worse | 54 | 7.0% |
| 5 | Much worse | 31 | 4.0% |

File : Förtroendebarmeter 2006

egenliv: F.3A Changes last 10-15 years: Your own life situation

| Value | Label | Cases | Percentage |
|--|---|-------|------------|
| 6 | No opinion | 46 | 5.9% |
| Sysmiss | | 4 | |
| <i>Warning: these figures indicate the number of cases found in the data file. They cannot be interpreted as summary statistics of the population of interest.</i> | | | |
| Information | [Type: discrete] [Format: numeric] [Range: 1- 6] [Missing: *] | | |
| Statistics [NW/ W] | [Valid: 774 /-] [Invalid: 4 /-] | | |

svelivs: F.3B Changes last 10-15 years: Most Swedes' life situation

| Value | Label | Cases | Percentage |
|--|---|-------|------------|
| 1 | Much better | 79 | 10.3% |
| 2 | Somewhat better | 313 | 40.8% |
| 3 | Neither better nor worse | 144 | 18.8% |
| 4 | Somewhat worse | 123 | 16.0% |
| 5 | Much worse | 29 | 3.8% |
| 6 | No opinion | 80 | 10.4% |
| Sysmiss | | 10 | |
| <i>Warning: these figures indicate the number of cases found in the data file. They cannot be interpreted as summary statistics of the population of interest.</i> | | | |
| Information | [Type: discrete] [Format: numeric] [Range: 1- 6] [Missing: *] | | |
| Statistics [NW/ W] | [Valid: 768 /-] [Invalid: 10 /-] | | |

journ: F.4A Changes last 10-15 years: Journalistic ethics

| Value | Label | Cases | Percentage |
|--|---|-------|------------|
| 1 | Got much better | 10 | 1.3% |
| 2 | Got somewhat better | 31 | 4.0% |
| 3 | Much like today | 122 | 15.7% |
| 4 | Got somewhat worse | 321 | 41.3% |
| 5 | Got much worse | 196 | 25.2% |
| 6 | No opinion | 98 | 12.6% |
| <i>Warning: these figures indicate the number of cases found in the data file. They cannot be interpreted as summary statistics of the population of interest.</i> | | | |
| Information | [Type: discrete] [Format: numeric] [Range: 1- 6] [Missing: *] | | |
| Statistics [NW/ W] | [Valid: 778 /-] [Invalid: 0 /-] | | |

politik: F.4B Changes last 10-15 years: The morality of politicians

| Value | Label | Cases | Percentage |
|-------|---------------------|-------|------------|
| 1 | Got much better | 4 | 0.5% |
| 2 | Got somewhat better | 26 | 3.3% |

File : Förtroendebarmeter 2006

politik: F.4B Changes last 10-15 years: The morality of politicians

| Value | Label | Cases | Percentage |
|-------|--------------------|-------|------------|
| 3 | Much like today | 160 | 20.6% |
| 4 | Got somewhat worse | 296 | 38.0% |
| 5 | Got much worse | 227 | 29.2% |
| 6 | No opinion | 65 | 8.4% |

Warning: these figures indicate the number of cases found in the data file. They cannot be interpreted as summary statistics of the population of interest.

Information [Type: discrete] [Format: numeric] [Range: 1- 6] [Missing: *]

Statistics [NW/ W] [Valid: 778 /-] [Invalid: 0 /-]

| # ftgled: F.4C Changes last 10-15 years: The morality of business leaders | | | |
|--|---|--------------|-------------------|
| Literal question | If you look 10-15 years back, do you think it has got better or worse in terms of journalistic ethics, and morality of politicians, business leaders and the Swedish people? - The morality of business leaders | | |
| Value | Label | Cases | Percentage |
| 1 | Got much better | 7 | 0.9% |
| 2 | Got somewhat better | 43 | 5.5% |
| 3 | Much like today | 191 | 24.6% |
| 4 | Got somewhat worse | 256 | 32.9% |
| 5 | Got much worse | 175 | 22.5% |
| 6 | No opinion | 106 | 13.6% |
| <i>Warning: these figures indicate the number of cases found in the data file. They cannot be interpreted as summary statistics of the population of interest.</i> | | | |
| Information | [Type: discrete] [Format: numeric] [Range: 1- 6] [Missing: *] | | |
| Statistics [NW/ W] | [Valid: 778 /-] [Invalid: 0 /-] | | |

| # svefolk: F.4D Changes last 10-15 years: The morality of the Swedish people | | | |
|--|---|--------------|-------------------|
| Literal question | If you look 10-15 years back, do you think it has got better or worse in terms of journalistic ethics, and morality of politicians, business leaders and the Swedish people? - The morality of the Swedish people | | |
| Value | Label | Cases | Percentage |
| 1 | Got much better | 11 | 1.4% |
| 2 | Got somewhat better | 54 | 6.9% |
| 3 | Much like today | 209 | 26.9% |
| 4 | Got somewhat worse | 332 | 42.7% |
| 5 | Got much worse | 110 | 14.1% |
| 6 | No opinion | 62 | 8.0% |
| <i>Warning: these figures indicate the number of cases found in the data file. They cannot be interpreted as summary statistics of the population of interest.</i> | | | |
| Information | [Type: discrete] [Format: numeric] [Range: 1- 6] [Missing: *] | | |
| Statistics [NW/ W] | [Valid: 778 /-] [Invalid: 0 /-] | | |

| # parti1: F.5A Political party sympathy | | | |
|--|--|--------------|-------------------|
| Literal question | Which party do you like best today? | | |
| Value | Label | Cases | Percentage |
| 1 | Left Party | 24 | 3.1% |
| 2 | Social Democrats | 195 | 25.1% |
| 3 | The Centre Party | 36 | 4.6% |
| 4 | Liberal Party | 41 | 5.3% |
| 5 | Moderate Party | 154 | 19.8% |
| 6 | Christian Democrats | 40 | 5.1% |
| 7 | Green Party | 42 | 5.4% |
| 8 | Other party | 10 | 1.3% |
| 9 | None | 133 | 17.1% |
| 10 | Sweden Democrats | 13 | 1.7% |
| 11 | Do not know | 90 | 11.6% |
| <i>Warning: these figures indicate the number of cases found in the data file. They cannot be interpreted as summary statistics of the population of interest.</i> | | | |
| Information | [Type: discrete] [Format: numeric] [Range: 1- 11] [Missing: *] | | |
| Statistics [NW/ W] | [Valid: 778 /-] [Invalid: 0 /-] | | |

parti1: F.5A Political party sympathy

parti2: F.5B Closest political party

| Literal question | | Which political party do you lean towards? | |
|------------------|---------------------|--|------------|
| Value | Label | Cases | Percentage |
| 1 | Left Party | 3 | 1.3% |
| 2 | Social Democrats | 53 | 23.8% |
| 3 | The Centre Party | 12 | 5.4% |
| 4 | Liberal Party | 15 | 6.7% |
| 5 | Moderate Party | 21 | 9.4% |
| 6 | Christian Democrats | 2 | 0.9% |
| 7 | Green Party | 6 | 2.7% |
| 8 | Other party | 4 | 1.8% |
| 9 | None | 57 | 25.6% |
| 10 | Sweden Democrats | 5 | 2.2% |
| 11 | Do not know | 45 | 20.2% |
| Sysmiss | | 555 | |

Warning: these figures indicate the number of cases found in the data file. They cannot be interpreted as summary statistics of the population of interest.

| Information | [Type: discrete] [Format: numeric] [Range: 1- 11] [Missing: *] |
|--------------------|--|
| Statistics [NW/ W] | [Valid: 223 /-] [Invalid: 555 /-] |

familj: F.6 Current family category

| Literal question | | If you had to describe your current family, which of the categories that I now count up do you think best applies? | |
|------------------|---|--|------------|
| Value | Label | Cases | Percentage |
| 1 | Working-class family | 351 | 45.6% |
| 2 | Agricultural family | 22 | 2.9% |
| 3 | Civil servant's family | 157 | 20.4% |
| 4 | Higher civil servant's family/academic family | 138 | 17.9% |
| 5 | Industrialist family | 76 | 9.9% |
| 6 | Other | 25 | 3.3% |
| 0 | Vet ej/Ej svar | 9 | |

Warning: these figures indicate the number of cases found in the data file. They cannot be interpreted as summary statistics of the population of interest.

| Information | [Type: discrete] [Format: numeric] [Range: 1- 6] [Missing: *] |
|--------------------|---|
| Statistics [NW/ W] | [Valid: 769 /-] [Invalid: 9 /-] |