



Stockholms  
universitet



Karolinska  
Institutet

Swedish Panel Study of Living Conditions of the Oldest Old

# SWEOLD

## CODE BOOK 2011

## Contents

<b>General information about tables</b>		<b>viii</b>
<b>The interview</b>		<b>1</b>
UB-number	C1	1
Sample distribution	C2	1
Weight	C3	1
Date of interview	C4	2
Type of interview	C5	2
Direct/indirect/mixed interview	C6	2
Person interviewed in case of indirect or mixed interview	C7	3
Reason for indirect or mixed interview	C8	3
Visit/telephone interview	C9	3
Reason for telephone interview	C10	4
<i>The respondent</i>		<b>5</b>
Sex	C11	5
Year of birth	C12	5
Age at year of interview	C13	7
Age groups	C14	8
The respondent's normal living situation	C15	8
Institution	C16	8
County	C17	9
Municipality classification	C18	10
Interviewed in the Level of Living Survey (LNU)	C19 – C23	10
Interviewed in SWEOLD	C24 – C26	10
Never been interviewed	C27	11
<b>Family situation</b>		<b>12</b>
Living alone	C28	12
Living with how many others	C29	12
Living with whom	C30	13
Civil status	C31	13
Divorced/widow/widower or separated	C32	14
Children	C33	14
Number of children	C34	14
Distance to closest child	C35	15
Spending time with children	C36	16
Telephone contact with children	C37	16
Grandchildren	C38	17
Spending time with grandchildren	C39	17
Telephone contact with grandchildren	C40	18
<b>Education and occupation</b>		<b>19</b>
<i>Own education and occupation</i>		<b>19</b>
Years of education	C41	19
Level of education – panel (7 digit)	C42	20
Level of education – full sample (4 digit)	C43	20
NYK Own	C44	21
Own socioeconomic group	C45	21
Own social class	C46	22
Number of employees	C47	22
Size of the farm	C48	23

<i>Spouse's occupation</i>		23
NYK Spouse	C49	23
Spouse socioeconomic group	C50	24
Spouse's social class	C51	25
Spouse's number of employees	C52	25
Size of spouse's farm	C53	26
<i>Family occupation</i>		26
Family occupation	C54	26
<b>Housing</b>		<b>27</b>
Stairs inside	C55	27
Stairs inside are a hindrance	C56	27
Thresholds	C57	27
Thresholds are a hindrance	C58	28
Bathtub	C59	28
Bathtub is a hindrance	C60	28
Narrow doorways	C61	29
Narrow doorways are a hindrance	C62	29
Steps leading out of the house	C63	29
Steps leading out of the house is a hindrance	C64	30
Heavy front/back door	C65	30
Heavy front/back door is a hindrance	C66	30
Other hindrance	C67	31
Leaving home	C68	31
<b>Health</b>		<b>32</b>
<i>Self-rated health</i>		32
Self-rated health	C69	32
<i>Mobility</i>		32
Walking speed	C70	32
Walking 100 m	C71	32
Walking 500 m	C72	33
Running 100 m	C73	33
Walking up and down stairs	C74	33
Walking aids outdoors	C75	34
Help from others outdoors	C76	34
Walking aids indoors	C77	35
Help from others indoors	C78	35
Balance indoors	C79	35
Balance outside	C80	36
<i>Hand function</i>		36
Pouring from a coffee pot	C81	36
Holding a pen and writing	C82	36
Fastening buttons	C83	37
Specification of problem of hand functions	C84	37
Lifting and carrying a 5 kilo shopping bag	C85	37
<i>Height and weight</i>		38
Height	C86	38
Weight	C87	38
Body Mass Index (BMI)	C88	38

<i>Fatigue</i>		39
Fatigue the last 14 days	C89	39
Fatigue in the morning	C90	39
Fatigue during the day	C91	39
Fatigue in the evening	C92	40
Summarised index of fatigue	C93	40
<i>Performance tests</i>		41
Standing	C94	41
Getting up from a chair	C95	41
Picking up a pen from the floor	C96	42
Turning hand with one kilo	C97	42
Lifting one kilo	C98	43
Touching left earlobe with right hand	C99	44
Touching right earlobe with left hand	C100	44
Touching left toes with right hand	C101	45
Touching right toes with left hand	C102	46
Placing both hands under bottom or thighs	C103	46
Turning both hands with palms up and then down	C104	47
<i>Peak flow test</i>		48
“Best” result of the three tests	C105	48
Measurement 1	C106	48
Measurement 2	C107	48
Measurement 3	C108	48
<i>Grip strength test</i>		49
“Best” result of both hands	C109	49
“Best” result of dominant hand	C110	49
“Best” result of non-dominant hand	C111	50
Left hand, first try	C112	50
Right hand, first try	C113	50
Left hand, second try	C114	50
Right hand, second try	C115	50
<i>Saliva test</i>		50
Saliva sample	C116	50
<i>Medicines</i>		51
Taken medicines during the past 14 days	C117	51
Handling of medicines	C118	51
Not picking up medicine for economic reasons	C119	51
<b>Diseases and disorders</b>		<b>52</b>
Pain or aches in the chest	C120	52
Pain or aches in shoulders	C121	52
Heart problems	C122	52
Arrhythmia/irregular heart rhythm	C123	53
High blood pressure	C124	53
Pain or aches in the back, hips, sciatica	C125	53
Pain or aches in hands or elbows	C126	54
Pain/ache in legs or knees	C127	54
General fatigue	C128	54
Sleeping problems	C129	55
Nervous problems	C130	55
Depression, deep sadness	C131	55

Mental illness	C132	56
Dizziness	C133	56
Shortness of breath	C134	56
Weight loss	C135	57
Diabetes	C136	57
Leg sores/ulcers	C137	57
Stomach ache, pains	C138	58
Poor vision/eye disease	C139	58
Urinary tract infections	C140	58
Disorders of the reproductive organs	C141	59
Rheumatism	C142	59
Hearing impairment	C143	59
Coronary thrombosis/myocardial infarction	C144	60
Cerebral thrombosis/stroke	C145	60
Malignant tumour/cancer	C146	60
Other disease or disorder (not mentioned on the list)	C147	61
Lung problems	C148	61
Dementia	C149	61
Broken bones, broken hips, etc.	C150	62
Parkinson's disease	C151	62
Problems of the gastric tract	C152	62
Other disorders	C153	62
Ever had cancer	C154	63
Ever had cerebral thrombosis/stroke	C155	63
Ever had coronary thrombosis/myocardial infarction	C156	63
<i>Continence</i>		64
Continence	C157	64
Incontinence aids	C158	64
<b>Everyday competence and health care utilisation</b>		<b>65</b>
<i>Hand function tests</i>		65
Opening medicine bottle (unopened)	C159	65
Opening medicine bottle (opened)	C160	65
<i>Vision tests</i>		66
Vision test: reading instructions	C161	66
Reading on the box of Ibumetin (aspirin)	C162	66
<i>Cognitive ADL</i>		67
Maximum number of pills per day	C163	67
Number of days the pill will last	C164	67
Change for a hundred	C165	68
Number to call in case of emergency	C166	68
Finding the correct telephone number	C167	69
<i>Hearing</i>		71
Hearing: conversation with several others	C168	71
Hearing: conversation with one person	C169	71
<b>Health care utilisation</b>		<b>72</b>
Hospitalisation	C170	72
Short term care facility	C171	72
Medical attendance	C172	72

Refraining from seeking medical care	C173	73
Reason for refraining	C174 – C180	73
District nurse	C181	75
Dental care	C182	76
Refraining from seeking dental care	C183	76
Reason for refraining	C184	76
<i>Dental health</i>		77
Functional dental health	C185	77
Problems with dentures	C186	77
Chewing hard food	C187	77
<b>Health behaviours</b>		<b>78</b>
Fresh vegetables	C188	78
Smoking	C189	78
Years of smoking	C190	78
Frequency of alcohol usage	C191	79
Amount of alcohol usage	C192	79
Frequency of binge drinking	C193	80
<b>Cognitive tests</b>		<b>81</b>
<i>Registration</i>		81
Registration	C194	81
<i>Orientation</i>		81
Weekday	C195	81
Year	C196	82
Month	C197	82
Date	C198	82
Country	C199	83
<i>Delayed recall</i>		83
Key	C200	83
Toothbrush	C201	83
Lamp	C202	84
<i>Attention concentration</i>		84
Number of correct answers	C203	84
First, second, third, fourth and fifths answer	C204 – C208	85
<i>Comprehension</i>		85
Right or left handed	C209	85
Taking the paper	C210	85
Folding the paper	C211	86
Putting the paper on the table	C212	86
<i>Visual-spatial ability</i>		86
IP has drawn figure	C213	86
Correct drawn figure	C214	87

<i>Mini-mental state examinations</i>		88
Mini-mental state examinations I (18)	C215	88
Mini-mental state examinations II (11)	C216	89
Dichotomised MMSE (11)	C217	89

## **IADL – Instrumental Activities of Daily Living** **90**

Buying food	C218	90
Help to buy food (who helps)	C219 – C227	90
Ability to buy food	C228	93
Preparing food/cooking	C229	94
Help to prepare food/cook (who helps)	C230 – C238	94
Ability to prepare food/cook	C239	97
Housecleaning	C240	98
Help to clean (who helps)	C241 – C249	98
Ability to clean	C250	101
Summarised index of IADL	C251	102

## **ADL – Activities of daily living** **103**

Bathing or showering	C252	103
Help to bathe or shower (who helps)	C253 – C262	103
Eating	C263	107
Toilet visits	C264	107
Dressing and undressing	C265	107
Getting up and going to bed	C266	108
Cutting toenails	C267	108
Hair washing	C268	108
Summarised index of ADL I (5 tasks)	C279	109
Summarised index of ADL II (5 tasks)	C270	110

*A detail description of each child, son or daughter is helping is available on request.*

### *Home-care services* 110

Dichotomised home-care services	C271	110
Home-care services (who receive help)	C272 – C274	111
Frequency of visits by home-care services	C275	112
Privately paid help	C276	112

### *Help from relatives or friends* 113

Frequency of getting help from relatives or friends with household or personal tasks	C277	113
Help from whom	C278 – C283	113
Repairs or maintenance	C284	115
Gardening	C285	116
Private economy	C286	116
Buying clothes or other items	C287	116
Getting rides	C288	116
Help from whom	C289 – C294	117
Helping spouse with personal care	C295	119

## **Economic resources** **120**

Owner of house/apartment	C296	120
Ability to raise money	C297	120
Ways of raising money	C298	121
Financial difficulties	C299	121

Solving financial difficulties	C300 – C304	122
Cash margin	C305	123
Giving financial support outside own household	C306	124
Giving financial support to whom	C307 – C312	124
Gave how much to whom	C313 – C316	126
Receiving financial support from outside own household	C317	128
Receiving financial support from whom	C318 – C320	129
Receiving how much from whom	C321 – C323	130

*A detail description to or from each child, son or daughter is available on request.*

## **Social support** **132**

Help if you are ill	C324	132
Someone to keep you company	C325	132
Someone to talk to	C326	132
Borrow money	C327	133
Help to choose, change or complain about eldercare	C328	133

## **Activities** **134**

Leisure time activities	C329 – C348	134
Member of organisation	C349 – C354	140
Frequency of participation in organisations	C355	142

## **Political participation** **143**

Voting	C356	143
Writing a letter of appeal	C357	143
Help with writing a letter of appeal	C358	143
Where to turn to for help	C359	144

## **Subjective evaluations** **145**

Estimation of conditions	C360	145
Change of living conditions	C361	145
Loneliness	C362	146
Faith or philosophy that helps in life	C363	146

## **Sense of coherence** **147**

Meaningfulness	C364	147
Comprehensibility	C365	147
Manageability	C366	147
In control of one's life	C367	148

## **Personality** **149**

Personality	C368 – C377	149
-------------	-------------	-----

## **Children – background, financial transfer and help** **153**

A detail description on the respondent's children is available on request.	C1001 – C1002	153
--	---------------	-----

## **Appendix. The questionnaire in Swedish.** **155**



## General information about tables

Frequency distribution is given for most of the variables, however for some only descriptive statistics (minimum, maximum and mean value). In addition the table includes both frequency distributions for the full sample and for the panel sample, which is comparable to other SWEOLD studies sample.

The variable number	Name of variable and a brief description of the variable	References to corresponding variables in earlier SWEOLD and LNU code books
<b>C39</b>	<b>Spending time with grandchildren</b> How often do you meet and spend time with your grandchildren or great grandchildren?	S44, Z148, Q21

	LNU		All		All weighted
	N	%	N	%	%
1 Daily	16	3.1	17	2.5	3.4
2 Several times a week	32	6.3	41	5.9	6.9
3 A few times a week	77	15.2	98	14.2	15.9
4 A few times a month	202	39.8	264	38.3	38.8
5 A few times a quarter	122	24.0	174	25.2	24.0
6 Very seldom or never	59	11.6	96	13.9	10.9
Total	508	100.0	690	100.0	100.0
-6 No answer	5		11		
-5 IP has no grandchildren	91		140		
-2 Questionnaire	70		90		
Sum	674		931		

Example of system missing codes	→	One or several answers missing	→	Not applicable	→	The question was not asked in the questionnaire
---------------------------------	---	--------------------------------	---	----------------	---	---

The variable values	↑	The variable value labels	↑	LNU (panel sample): Includes only the part of the sample that is comparable to earlier SWEOLD sample. The first column shows the frequencies, the second shows the valid percentages.	All (full sample): The columns are arranged in the same way as the preceding, but includes all.	All weighted: Valid percentages on the full weighted sample.
---------------------	---	---------------------------	---	---	--	---

## Foreword SWEOLD 2011 codebook

**SWEDISH PANEL STUDY OF LIVING CONDITIONS OF THE OLDEST OLD – SWEOLD** is a nationally representative survey. The study's aim is to describe and analyze the living conditions of older people (aged 76 and older) in Sweden. The first SWEOLD survey was carried out in 1992, the second in 2002, followed by a telephone interview survey in 2004, and most recently the survey was conducted in 2011. A more thorough description of the data is documented in two earlier codebooks, in English, and on the website [www.sweold.se](http://www.sweold.se). The aim of this codebook is to document the 2011 data so that it will be as useful as possible for research purposes.

### **Items in the survey**

The SWEOLD surveys cover items of special importance to older adults, e.g., physical and cognitive health, functional ability, care and activities of daily living. SWEOLD also covers family and social relations, financial conditions, political participation, leisure time activities, housing conditions, etc. Various objective tests are also included to measure the physical and cognitive ability of these individuals. For instance, nine simple tests were designed to measure physical functioning, e.g., picking up a pen from the floor, lifting one kilo, reaching toes, reaching opposite earlobes behind the head, and rising from a chair with arms crossed. Lung function is measured with the Peak Expiratory Flow test (PEF).

Cognitive functioning is measured with a condensed version of the Mini-Mental State test that can be easily administered in the context of the survey interview. Since 2002 the survey has also included a test of the individual's cognitive ability to manage independent living. This test is based on the concept of everyday competence and includes items related to the use of medicines.

This survey, SWEOLD 2011, includes three new tests – personality, handgrip strength and the collecting of biological samples. To measure personality we used a short form of the Positive and Negative Affect Schedule (PANAS). PANAS is an established psychological measure of trait positive and negative affect, two broad personality dimensions associated with health and wellbeing, as well as with other aspects of personality such as neuroticism and extroversion. Handgrip strength was measured by a handheld dynamometer. Biological samples were collected in the form saliva samples – the tests were all administered by the interviewers.

**Sample design**

SWEOLD was initially designed using an existing national representative sample of the total adult population in Sweden - the Swedish Level of Living Survey (LNU). The SWEOLD sample consists of individuals who were included in the LNU-sample, but have passed the LNU age ceiling of 75 years, who are still alive and living in Sweden at the time of the SWEOLD survey. The basis for LNU is a random sample of 1/1000 of the Swedish population aged from 15 to 75 years. Since the first survey in 1968 LNU has been conducted in 1974, 1981, 1991, 2000, and most recently in 2010. The LNU is both continued on a panel data basis, but also a random sample of young people and immigrants is continuously added to the original random sample, making the samples representative of the total population between the age of 15 and 75 (in 1991, the lower age limit was raised to 18 years and in 2000 to 19 years). For more information on LNU see [www.sofi.su.se](http://www.sofi.su.se). Since each wave of SWEOLD and LNU is nationally representative, the data is ideal for repeated cross-sectional analyses and the results are generalizable to the total population. In addition, combining the surveys gives longitudinal information on individuals' level of living situation over a 40 year period. The sample design is illustrated in Figure 1.

Figure 1.

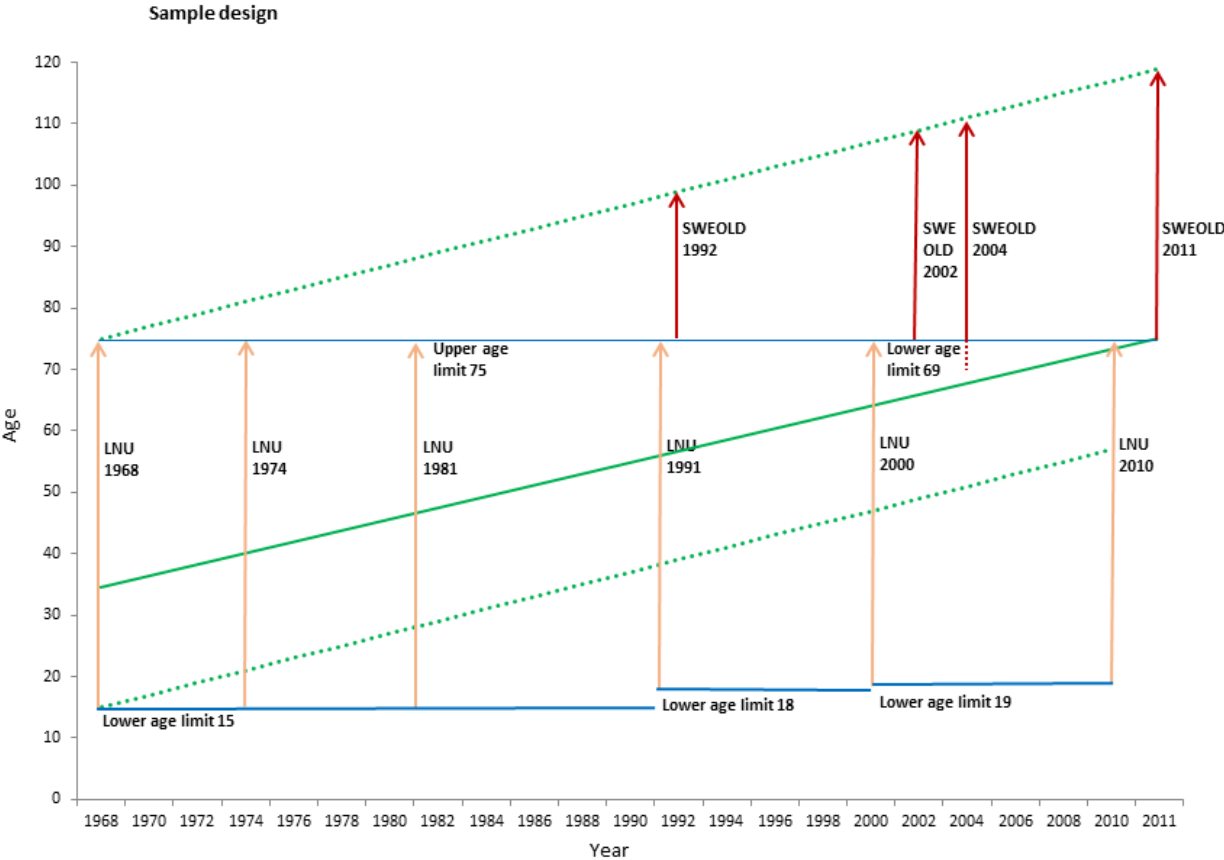


Figure 1 shows how the SWEOLD sample is comprised of those persons previously included in the LNU sample who passed the LNU upper age limit. The black vertical arrows show in which year each LNU survey was conducted and the blue horizontal lines show the age limits in each survey. The red vertical arrows show the years SWEOLD surveys were conducted. As seen by the green line, the youngest person interviewed in the 2011 wave of SWEOLD was 34 in the 1968 wave of LNU. People age 69 and older in 1968 were already in LNU1974 too old to be included in the LNU sample. However, if they were still alive they were included in the SWEOLD sample in 1992.

The sample design makes the SWEOLD sample small due to mortality. Therefore, SWEOLD 2011 was complemented with an additional representative sample of the Swedish population comprising 335 women and men aged 85-99. The basis for the additional sample is a national representative sample of the Swedish population, born between 1911 and 1925, still alive and living in Sweden at the time of the interview, stratified by sex and in five years age groups (Table 1).

<b>Birth year</b>	<b>Age group</b>	<b>Women</b>	<b>Men</b>	<b>Total</b>
<b>1921-1925</b>	85-89	0	33	33
<b>1916-1920</b>	90-94	40	73	113
<b>1911-1915</b>	95-99	89	100	189
<b>Total</b>	85-99	129	206	335

Six persons died during the fieldwork.

### **SWEOLD 2011 – A chronological account**

The SWEOLD 2011 project started in 2009 with the work on the grant and ethical applications for the study. In spring 2010, preparations were taken for the field work these included designing an information brochure about the study. A considerable amount of time and effort was also invested in the introductory letter that was sent together with the brochure to the sample before the professional interviewers contacted them.

The questionnaire was piloted in August 2010, and some corrections and changes were made. The field work started with two days of interviewer training in early September 2010 at the Aging Research Center (ARC), Karolinska Institutet/Stockholm University. Twenty six professional interviewers and two team leaders from a Swedish market research organisation, Intervjubilaget IMRI, participated in special training sessions to introduce them to the questionnaire as well as a background of the study. The interview training was led by the SWEOLD project leadership team.

In September, 2010, with the help of the personal registration numbers, information on the respondents' last known address was obtained from the Person and Address Register (SPAR), administered by PAR AB. In this way addresses and information on whether the respondents were alive or not was obtained for all individuals in the sample. The field work was subsequently conducted from October 1, 2010 to September 30, 2011. The SWEOLD project team were involved on a daily basis in the field work to sort out day-to-day problems and/or give respondents or their relatives more information about the study. The interviewers used computer-assisted personal interviewing (CAPI).

We used mixed interview methods to avoid high non-response, due to poor health or impaired cognition, and to keep SWEOLD nationally representative. When approaching a person included in the sample, the aim was to perform a direct in personal face-to-face interview. If the respondents were unable to participate or refuse, the person was offered the possibility of conducting the interview by telephone or with the support of a close relative (mixed interview) and as final method, by means of a postal questionnaire.

Indirect interviews were carried out if the subject was not able to answer questions by any of the methods described above. The most common reasons for an indirect interview being required were dementia or frailty. Indirect interviews were conducted either with close relatives or health care personnel. Information from indirect interviews is included in this study in order to get a complete picture of the living conditions of the very old. Respondents interviewed directly in person, by telephone or by postal questionnaire are referred to as direct interviews. Most of the indirect interviews were conducted by telephone. The average interview time for the direct face-to-face interviews was 101 minutes and 54 minutes for the indirect interviews conducted by telephone.

The response rate is 86.2 percent. The relatively low non-response rate was primarily obtained through intensive fieldwork, including using a mixed interview mode, the use of indirect interviews and following up to locate all respondents. The non-responders are all people who refused to take part. The relatively high response rate was also due to the fact that together with the interviewers the SWEOLD team were very successful in their efforts to encourage a positive attitude towards the study among the respondents.

In October, 2011, the raw data file was delivered to ARC. The tasks that followed involved cleaning the data, coding occupation and constructing new combined variables and indexes. The final data set is documented in this codebook. Documentation includes not only frequencies, variable names and value labels, but also details on the construction of variables. The variables are numbered from 1 to 377 starting with the letter C. The codebook shows frequencies and number of valid cases for all included variables and where necessary the minimum value, maximum value, mean and standard deviation. SWEOLD includes a lot of information about the respondents' children. Data about the children is located in the end of the codebook, starting with variable C1001. Information about identical or comparable variables from the three previous SWEOLD surveys and five previous LNU surveys are also presented. The letter Q corresponds to SWEOLD 1992; Z to SWEOLD 2002 and S to SWEOLD 2004. The variables in LNU 1968 start with the letter W, LNU 1974 with the letter V, LNU 1981 with the letter U, LNU 1991 with Y, and LNU 2000 with X.

**Table 2. The response rates in Swedish Panel Study of Living Conditions of the Oldest Old (SWEOLD) 2011**

Age Birth-cohorts	LNU-based sample Age 76-101 (1909-1934)		Additional sample Age 85-99 (1911-1925) <sup>a</sup>		Total Age 76-101 (1909-1934)	
	n	%	n	%	n	%
<b>Direct visit interviews</b>	417	61.9	121	47.1	538	57.8
<b>Direct telephone interviews</b>	56*	8.3	19**	7.4	75	8.1
<b>Direct interview by mail</b>	61	9.1	13	5.1	74	7.9
<b>Mixed direct/indirect interviews</b>	34	5.0	23	8.9	57	6.1
<b>Indirect interviews</b>	106	15.7	81	31.5	187	20.1
<b>Total response rate</b>	674	86.0	257	86.8	931	86.2
<b>Non-response rate</b>	110	14.0	39	13.2	149	13.8
<b>Net sample</b>	784	100.0	296	100.0	1080	100.0

\* Out of 56 telephone interviews 14 were conducted with the shorter mail questionnaire.  
\*\* Out of 19 telephone interviews one was conducted with the shorter mail questionnaire.

We would like to thank the Swedish Research Council (Vetenskapsrådet, KFI/RFI 2009-6183) for financing the SWEOLD 2011 survey. We would also like to thank all our co-workers at Intervjubolaget IMRI for their dedicated work during the field work. Thanks also to Pär Schön, for taking the photographs for the survey and to Maria “Majlis” Karlsson for being the photographer’s model. Lastly we wish to extend our gratitude to Linda Hols Salén, Susanne Kelfve, Helen Long and Max Lundin at the Aging Research Center (ARC). They have helped with organising the data, doing the necessary corrections, coding occupation and making the decisions about codes for the different type of non-response. They have also involved in the painstaking work of transforming the data into legible tables and for working on the layout of the dataset and codebook. Finally we would like to thank all the participants, and in some cases their relatives/carers, for taking part in this survey.

Stockholm September 2013

*Carin Lennartsson*

Aging Research Center (ARC)  
Karolinska Institutet/Stockholm University

## The interview

---

<b>C1</b>	<b>UB-number</b>		Z1, X1, Y1, U1, V1, W1
	Minimum value, LNU sample	20031	
	Maximum value, LNU sample	76722	
	Minimum value, additional sample	100	
	Maximum value, additional sample	435	

---

<b>C2</b>	<b>Sample distribution</b>		
	LNU sample	674	72.4
	Additional sample	257	27.6
	Sum	931	100.0

---

<b>C3</b>	<b>Weight</b>
	Men 85-99 years old and women 90-99 years old were oversampled (see description of sampling in the foreword). Sampling weights have been created by dividing the number of persons in the population with the number of persons in the sample for a combination of sex and the age groups 77-84 (and 100+), 85-89, 90-94, and 95-99 years old. (Ages 100+ are not oversampled and have the same weight as the youngest age group.). For men and women separately these sampling weights have been scaled down by dividing them by the highest weight, resulting in a variable with 1.0 as the maximum value for both men and women.
	The weight variable should be included as [pw=weight] when possible and [iw=weight] in other instances.

---

	LNU		All		All weighted
	N	%	N	%	%
0.04	4	0.6	78	8.4	0.4
0.11	16	2.4	82	8.8	1.3
0.25	20	3.0	79	8.5	3.0
1.52	38	5.6	70	7.5	5.5
1.66	58	8.6	84	9.0	8.4
1.00	538	79.8	538	57.8	81.3
Sum	674	100.0	931	100.0	100.0

---



---

**C4 Date of interview**

Minimum value	2010/10/01
Maximum value	2011/09/30

---

**C5 Type of interview**

---

	LNU		All		All weighted
	N	%	N	%	%
1 Direct visit	417	61.9	538	57.8	61.7
2 Direct telephone	56	8.3	75	8.1	9.1
3 Direct telephone with questionnaire <sup>a</sup>	14	2.1	15	1.6	2.1
4 Direct questionnaire <sup>b</sup>	47	7.0	58	6.2	7.0
5 Indirect visit	11	1.6	13	1.4	1.5
6 Indirect telephone	86	12.8	157	16.9	12.7
7 Indirect telephone with questionnaire	6	0.9	7	0.8	0.8
8 Indirect questionnaire	3	0.4	10	1.1	0.4
9 Mixed direct/indirect visit	34	5.0	57	6.1	4.6
10 Mixed direct/indirect telephone	0	0.0	1	0.1	0.0
Sum	674	100.0	931	100.0	100.0

<sup>a)</sup> Direct telephone with questionnaire means that the interviewer used a paper questionnaire during the telephone interview. All questions that were asked in the direct (face-to-face) interview were not asked in the paper questionnaire.

<sup>b)</sup> Direct questionnaire means that a paper questionnaire was sent by post to respondents who refused a visit from an interviewer. The respondent could then answer the questions in private. We do not have any information about who actually answered the questions, in some cases the questions might have been answered by a relative.

---

**C6 Direct, indirect or mixed interview**

S14, Z17, indint,  
X11, Y8, U8, V719

---

	LNU		All		All weighted
	N	%	N	%	%
1 Direct interview	534	79.2	686	73.7	79.9
2 Indirect interview	106	15.7	187	20.1	15.5
3 Mixed interview	34	5.0	58	6.2	4.6
Sum	674	100.0	931	100.0	100.0

---

**C7 Person interviewed in case of indirect or mixed interview**

S15, Z18

	LNU		All		All weighted
	N	%	N	%	%
1 Spouse or equivalent	33	24.3	49	20.9	24.9
2 Daughter	58	42.6	95	40.6	40.9
3 Son	30	22.1	53	22.6	21.9
4 Other relative	4	2.9	14	6.0	4.4
5 Neighbour/friend	1	0.7	5	2.1	1.1
6 Staff (home care/institution)	6	4.4	11	4.7	4.0
7 Other	4	2.9	7	3.0	2.8
Sum	136	100.0	234	100.0	100.0
-6 No answer	4		11		
-5 Direct interview	534		686		
Sum	674		931		

**C8 Reason for indirect or mixed interview**

S16, Z19

	LNU		All		All weighted
	N	%	N	%	%
1 Severe dementia	28	21.4	35	15.4	20.4
2 Slight dementia	27	20.6	44	19.3	20.4
3 Very weak	18	13.7	52	22.8	13.7
4 Stroke or aphasia	2	1.5	4	1.8	1.7
5 Hearing impairment	11	8.4	31	13.6	8.8
6 Anxiety	7	5.3	9	3.9	5.9
7 Other reason	38	29.0	53	23.2	29.2
Total	131	100.0	228	100.0	100.0
-6 No answer	9		17		
-5 Direct interview	534		686		
Sum	674		931		

**C9 Visit, telephone interview or questionnaire**

Z16, teleint,  
X10, Y7, U7

	LNU		All		All weighted
	N	%	N	%	%
1 Visit (direct, indirect, mixed)	462	68.5	608	65.3	67.8
2 Telephone (direct, indirect, mixed)	142	21.1	233	25.0	21.8
3 Questionnaire (direct, indirect, with telephone)	70	10.4	90	9.7	10.4
Sum	674	100.0	931	100.0	100.0

	LNU		All		All weighted
	N	%	N	%	%
1 Do not want a visit	61	43.0	92	39.5	44.6
2 Temporarily at other location	2	1.4	5	2.1	1.7
3 Sick	15	10.6	29	12.4	11.1
4 Other reason	17	12.0	24	10.3	11.5
5 Indirect interview	47	33.1	83	35.6	31.2
Total	142	100.0	233	100.0	100.0
-5 Visit	462		608		
-1 Questionnaire	70		90		
Sum	674		931		

## *The respondent*

---

<b>C11</b>	<b>Sex</b>	S9, sex, Z9, X8, Y10, U10, V718, W2
------------	------------	--

---

	LNU		All		All weighted
	N	%	N	%	%
1 Man	258	38.3	417	44.8	38.4
2 Woman	416	61.7	514	55.2	61.6
Sum	674	100.0	931	100.0	100.0

---

<b>C12</b>	<b>Year of birth</b>	S10, birthy, Z10, X9, Y11, U11, V815, W533
------------	----------------------	---

---

	LNU	All	All weighted
Minimum value	1909	1909	1909
Maximum value	1934	1934	1934
Mean	1927	1924	1927
Std. Deviation	5.3	6.8	5.1
Valid	674	931	662

---

---

	LNU		All		All weighted
	N	%	N	%	%
1909	1	0.1	1	0.1	0.2
1910	2	0.3	2	0.2	0.3
1911	1	0.1	8	0.9	0.1
1912	2	0.3	19	2.0	0.2
1913	6	0.9	32	3.4	0.3
1914	7	1.0	44	4.7	0.5
1915	4	0.6	58	6.2	0.7
1916	4	0.6	7	0.8	0.5
1917	5	0.7	23	2.5	1.2
1918	14	2.1	25	2.7	1.6
1919	13	1.9	38	4.1	2.1
1920	22	3.3	55	5.9	3.0
1921	22	3.3	24	2.6	3.1
1922	29	4.3	35	3.8	4.6
1923	27	4.0	31	3.3	4.1
1924	33	4.9	40	4.3	4.8
1925	39	5.8	46	4.9	5.7
1926	27	4.0	27	2.9	4.1
1927	48	7.1	48	5.2	7.3
1928	48	7.1	48	5.2	7.3
1929	50	7.4	50	5.4	7.6
1930	46	6.8	46	4.9	7.0
1931	54	8.0	54	5.8	8.2
1932	54	8.0	54	5.8	8.2
1933	49	7.3	49	5.3	7.4
1934	67	9.9	67	7.2	10.1
Sum	674	100.0	931	100.0	100.0

---

**C13**

**Age at year of interview**

S11, Z12, age

	LNU	All	All weighted
Minimum value	76	76	76
Maximum value	101	101	101
Mean	83	86	83
Std. Deviation	5.3	6.9	5.1
Valid	674	931	662

	LNU		All		All weighted
	N	%	N	%	%
76	27	4.0	27	2.9	4.1
77	64	9.5	64	6.9	9.7
78	54	8.0	54	5.8	8.2
79	52	7.7	52	5.6	7.9
80	48	7.1	48	5.2	7.3
81	54	8.0	54	5.8	8.2
82	45	6.7	45	4.8	6.8
83	34	5.0	34	3.7	5.1
84	52	7.7	52	5.6	7.9
85	29	4.3	33	3.5	4.5
86	42	6.2	47	5.0	5.8
87	29	4.3	34	3.7	4.2
88	27	4.0	33	3.5	4.3
89	22	3.3	28	3.0	3.6
90	28	4.2	40	4.3	3.2
91	16	2.4	46	4.9	2.7
92	12	1.8	32	3.4	1.8
93	9	1.3	22	2.4	1.3
94	4	0.6	17	1.8	1.0
95	3	0.4	21	2.3	0.5
96	10	1.5	64	6.9	0.8
97	3	0.4	36	3.9	0.4
98	5	0.7	25	2.7	0.3
99	1	0.1	13	1.4	0.1
100	2	0.3	8	0.9	0.2
101	2	0.3	2	0.2	0.3
Sum	674	100.0	931	100.0	100.0

**C14****Age groups**

Ageg, Z14, cf. S12

	LNU		All		All weighted
	N	%	N	%	%
1 76-79	197	29.2	197	21.2	29.8
2 80-84	233	34.6	233	25.0	35.2
3 85+	244	36.2	501	53.8	35.0
Sum	674	100.0	931	100.0	100.0

**C15****The respondent's normal living situation**cf. S18, cf. Z21,  
cf. reside

	LNU		All		All weighted
	N	%	N	%	%
1 IP lives in an ordinary house (villa, semi-detached or row- house, flat)	570	84.6	734	78.8	86.1
2 IP lives in a block of service flats (incl. service flat in a house where the majority of the residents are 55+)	18	2.7	30	3.2	2.7
3 Institution (group living/ retirement home)	86	12.8	167	17.9	11.2
Sum	674	100.0	931	100.0	100.0

**C16****Institution**

Living in an institution is only an option for people who have been assessed by a municipal assessor and who fulfil the criteria described in the social services act.

	LNU		All		All weighted
	N	%	N	%	%
0 Not mentioned	588	87.2	764	82.1	587
1 Mentioned	86	12.8	167	17.9	74
Sum	674	100.0	931	100.0	662

	LNU		All		All weighted
	N	%	N	%	%
Blekinge	11	1.6	15	1.6	1.8
Dalarna	16	2.4	23	2.5	2.4
Gotland	4	0.6	7	0.8	0.6
Gävleborg	33	4.9	33	3.5	4.7
Halland	21	3.1	33	3.5	3.1
Jämtland	13	1.9	16	1.7	2.0
Jönköping	23	3.4	34	3.7	3.7
Kalmar	20	3.0	31	3.3	2.8
Kronoberg	22	3.3	28	3.0	3.1
Norrbottn	12	1.8	15	1.6	1.7
Skåne	84	12.5	125	13.4	12.2
Stockholm	128	19.0	178	19.1	19.6
Södermanland	29	4.3	41	4.4	4.5
Uppsala	22	3.3	32	3.4	3.5
Värmland	23	3.4	34	3.7	3.3
Västerbotten	22	3.3	26	2.8	3.0
Västernorrland	18	2.7	25	2.7	2.8
Västmanland	15	2.2	18	1.9	2.1
Västra Götaland	104	15.4	147	15.8	15.5
Örebro	19	2.8	25	2.7	2.7
Östergötland	35	5.2	45	4.8	4.9
Sum	674	100.0	931	100.0	100.0



---

## C18 Municipality classification

The following classification of Swedish municipalities is made by the Swedish Association of Local Authorities and Regions (SKL).

For a full description, see SKLs homepage:

[http://www.skl.se/kommuner\\_och\\_landsting/om\\_kommuner/kommungruppindelning](http://www.skl.se/kommuner_och_landsting/om_kommuner/kommungruppindelning)

---

	LNU		All		All weighted	
	N	%	N	%		%
1 Metropolitan municipalities (Stockholm/Göteborg/Malmö)	90	13.4	135	14.5		13.8
2 Suburban municipalities	98	14.5	130	14.0		14.4
3 Large cities	199	29.5	265	28.5		28.7
4 Suburban municipalities to large cities	24	3.6	35	3.8		3.4
5 Commuter municipalities	55	8.2	74	7.9		7.9
6 Tourism and travel industry municipalities	22	3.3	33	3.5		3.5
7 Manufacturing municipalities	74	11.0	101	10.8		11.2
8 Sparsely populated municipalities	23	3.4	27	2.9		3.1
9 Municipalities in densely populated regions	67	9.9	106	11.4		10.8
10 Municipalities in sparsely populated regions	22	3.3	25	2.7		3.1
Sum	674	100.0	931	100.0		100.0

---

## C19-C23 Interviewed in Level of Living Survey (LNU)

S19-S22, S24, Z23-26, Z28, iv68, iv74, iv 81

---

	N
1 Interviewed 1968	599
2 Interviewed 1974	561
3 Interviewed 1981	536
4 Interviewed 1991	516
5 Interviewed 2000	395

---

## C24-C26 Interviewed in SWEOLD

S23, S25, Z27

---

	N
1 Interviewed 1992	19
2 Interviewed 2002	200
3 Interviewed 2004	613

---

---

**C27**      **Never been interviewed**  
 (first time interviewed)

---

S26

	LNU		All		All weighted
	N	%	N	%	%
0 Interviewed at least once	665	98.7	665	71.4	89.9
1 Never been interviewed	9	1.3	226	28.6	10.1
Sum	674	100.0	931	100.0	100.0

---

## Family situation

### C28 Living alone

S32, Z35, Q4

Do you live alone?

	LNU		All		All weighted
	N	%	N	%	%
1 Yes	385	57.7	581	62.9	57.6
2 No	282	42.3	342	37.1	42.4
Total	667	100.0	923	100.0	100.0
-6 No answer	7		8		
Sum	674		931		

### C29 Living with how many others

S33, Z36, Q5, cf. X151,  
cf. Y58, cf. U91, cf. V57,  
cf. W90

How many people do you live with?

	LNU		All		All weighted
	N	%	N	%	%
1 One person	246	88.8	293	88.0	87.5
2 Two persons	29	10.5	38	11.4	11.9
3 Three persons	2	0.7	2	0.6	0.6
Total	276	100.0	333	100.0	100.0
-6 No answer	4		4		
-5 Living alone	307		427		
-3 Living in an institution	81		158		
-7 Living in an institution with a partner	5		9		
Sum	674		931		

---

**C30 Living with whom**

S34-38, Z37-40, Q6

Who do you live with? (several answers possible)

---

	LNU		All		All weighted
	N	%	N	%	%
1 Husband/wife/cohabitant	263	94.9	314	94.3	95.0
2 Children/daughter-in-law/son-in-law	8	2.9	10	3.0	2.4
3 Sisters/brothers/grandchildren	0	0.0	1	0.3	0.1
4 Other persons	0	0.0	1	0.3	0.2
5 Living with spouse and children	6	2.2	7	2.1	2.3
Total	277	100.0	333	100.0	100.0
-6 No answer	4		4		
-5 Living alone	307		427		
-3 Living in an institution	81		158		
-7 Living in institution with partner	5		9		
Sum	674		931		

---

**C31 Civil status**S39, Z41, Q7, X149, Y57,  
U90,V68, W36 or cf. X842,  
cf. Y661, cf. U715, cf.  
V814, cf. W704

What is your present civil status?

---

	LNU		All		All weighted
	N	%	N	%	%
1 Not married	36	5.4	47	5.1	5.3
2 Married/cohabiting	304	45.2	368	39.7	45.2
3 Divorced/separated	52	7.7	61	6.6	7.9
4 Widow/widower	280	41.7	452	48.7	41.7
Total	672	100.0	928	100.0	100.0
-6 No answer	2		3		
Sum	674		931		

---

---

**C32 Divorced/widow/widower or separated**

In which year did you become a widow/widower, divorced or separated?

---

	LNU	All	All weighted
Minimum value	1942	1942	1942
Maximum value	2011	2011	2011
Mean	1994	1993	1994
Std. Deviation	12.9	13.7	13.2
Valid	324	498	318
-6 No answer	10	18	11
-5 Not divorced/widowed or separated	340	415	333
Sum	674	931	662

---

**C33 Children**

S40, Z49, Q14

Do you have or have you had any children?

---

	LNU		All		All weighted
	N	%	N	%	%
1 Yes	599	89.0	813	87.6	88.3
2 No	74	11.0	115	12.4	11.7
Total	673	100.0	928	100.0	100.0
-6 No answer	1		3		
Sum	665		931		

---

**C34 Number of children**

Z50, Q15

How many children *now living* do you have?

---

	LNU	All	All weighted
Minimum value	0	0	0
Maximum value	10	10	10
Mean	2.4	2.3	2.4
Std. Deviation	1.3	1.3	1.3
Valid	599	813	583

---

---

	LNU		All		All weighted
	N	%	N	%	%
0 No living children	5	0.8	9	1.1	0.6
1 One child	122	20.4	179	22.0	20.6
2	243	40.6	329	40.5	40.7
3	132	22.0	171	21.0	21.1
4	67	11.2	81	10.0	11.3
5	19	3.2	29	3.6	3.4
6	4	0.7	6	0.7	0.9
7	2	0.3	2	0.2	0.3
8	2	0.3	3	0.4	0.4
9	1	0.2	2	0.2	0.2
10	2	0.3	2	0.2	0.3
Total	599	100.0	813	100.0	100.0
-6 No answer	1		3		
-5 No children	74		115		
Sum	674		931		

---

### C35 Distance to “closest” child

How far away from you do your children lives?

A detailed description on distance to each child is presented in the chapter “Children – background, financial transfers and help”.

---

	LNU		All		All weighted
	N	%	N	%	%
1 Less than 2 km	213	37.9	273	36.1	38.7
2 Between 3 – 20 km	199	35.4	276	36.5	35.8
3 Between 30 – 100 km	68	12.1	98	13.0	11.2
4 Between 110 – 300 km	47	8.4	65	8.6	8.5
5 Further away than 300 km	34	6.0	43	5.7	5.7
7 Living in the same household	1	0.2	1	0.1	0.2
Total	562	100.0	756	100.0	100.0
-6 No answer	33		51		
-5 No children or no living children	79		124		
Sum	674		931		

---

---

**C36 Spending time with children**S41,  
cf. Z75-Z82,  
cf. Q18

How often do you meet and spend time with any of your children?

A detailed description on spending time with each child is presented in the chapter “Children – background, financial transfers and help”.

---

	LNU		All		All weighted
	N	%	N	%	%
1 Daily	80	13.6	121	15.3	14.0
2 Several times a week	135	23.0	183	23.1	22.7
3 A few times a week	181	30.8	247	31.2	31.1
4 A few times a month	113	19.3	147	18.6	19.2
5 A few times a quarter	55	9.4	67	8.5	9.0
6 Seldom or never	23	3.9	26	3.3	4.0
Total	587	100.0	791	100.0	100.0
-6 No answer	8		16		
-5 No children or no living children	79		124		
Sum	674		931		

---

**C37 Telephone contact with children**cf. S42,  
cf. Z83-Z90,  
cf. Q19

How often do you have telephone contact, have contact via SMS or email, chat online, or have other similar forms of communication, with any of your children?

A detailed description on telephone contact with each child is presented in the chapter “Children – background, financial transfers and help”.

---

	LNU		All		All weighted
	N	%	N	%	%
1 Daily	173	29.5	241	30.5	29.9
2 Several times a week	200	34.1	267	33.8	34.1
3 A few times a week	142	24.2	182	23.0	24.4
4 A few times a month	24	4.1	37	4.7	4.4
5 A few times a quarter	4	0.7	5	0.6	0.7
6 Seldom or never	44	7.5	58	7.3	6.4
Total	587	100.0	790	100.0	100.0
-6 No answer	8		17		
-5 No children or no living children	79		124		
Sum	674		931		

---

---

**C38****Grandchildren**

S43, Z147, Q20

Do you have grandchildren or great grandchildren?

---

	LNU		All		All weighted
	N	%	N	%	%
1 Yes	508	94.6	692	94.7	94.5
2 No	29	5.4	39	5.3	5.5
Total	537	100.0	731	100.0	100.0
-6 No answer	5		9		
-5 Never had children	62		101		
-1 Questionnaire	70		90		
Sum	674		931		

---

**C39****Spending time with grandchildren**

S44, Z148, Q21

How often do you meet and spend time with your grandchildren and great grandchildren?

---

	LNU		All		All weighted
	N	%	N	%	%
1 Daily	16	3.1	17	2.5	3.4
2 Several times a week	32	6.3	41	5.9	6.9
3 A few times a week	77	15.2	98	14.2	15.9
4 A few times a month	202	39.8	264	38.3	38.8
5 A few times a quarter	122	24.0	174	25.2	24.0
6 Very seldom or never	59	11.6	96	13.9	10.9
Total	508	100.0	690	100.0	100.0
-7 IP has no grandchildren	29		39		
-6 No answer	5		11		
-5 Never had children	62		101		
-1 Questionnaire	70		90		
Sum	674		931		

---



---

**C40****Telephone contact with grandchildren**cf. S45, cf. Z149,  
cf. Q22

How often do you have telephone contact, have contact via SMS or email, chat online, or have other similar forms of communication, with your grandchildren or great grandchildren?

---

	LNU		All		All weighted
	N	%	N	%	%
1 Daily	16	3.2	20	2.9	3.6
2 Several times a week	34	6.8	45	6.6	7.2
3 A few times a week	95	18.9	115	16.9	19.2
4 A few times a month	185	36.8	235	34.5	36.5
5 A few times a quarter	55	10.9	89	13.0	11.0
6 Very seldom or never	118	23.5	178	26.1	22.7
Total	503	100.0	682	100.0	100.0
-7 IP has no grandchildren	29		39		
-6 No answer	10		19		
-5 Never had children	62		101		
-1 Questionnaire	70		90		
Sum	674		931		

---

## Education and occupation

### C41 Years of education

S31, Z548 ,  
EDUYRS, X260,  
Y131, U137,  
V229, W538

The classifications concern length of time spent in education. The information is primarily based on data from national registries gathered for the 1968 level of living survey. For those participants who did not participate in the 1968 survey the information is based on self-reports given during their first interview.

	LNU	All	All weighted
Minimum value	2	2	2
Maximum value	27	27	27
Mean	8.7	8.5	8.7
Median	7.0	7.0	7.0
Std. Deviation	3.3	3.3	3.4
Valid	671	904	653

	LNU		All		All weighted
	N	%	N	%	%
2 Two years of education	3	0.4	4	0.4	0.5
3	3	0.4	3	0.3	0.5
4	0	0.0	3	0.3	0.1
5	3	0.4	7	0.8	0.6
6	180	26.8	277	30.6	27.3
7	164	24.4	219	24.2	23.7
8	76	11.3	92	10.2	10.5
9	35	5.2	45	5.0	5.4
10	52	7.7	65	7.2	8.3
11	39	5.8	47	5.2	6.0
12	31	4.6	35	3.9	4.5
13	20	3.0	25	2.8	2.9
14	17	2.5	19	2.1	2.4
15	15	2.2	20	2.2	2.4
16	10	1.5	11	1.2	1.4
17	5	0.7	8	0.9	0.7
18	5	0.7	7	0.8	0.8
19	3	0.4	4	0.4	0.4
20	7	1.0	8	0.9	1.1
21	1	0.1	2	0.2	0.3
22	0	0.0	1	0.1	0.1
25	1	0.1	1	0.1	0.2
27	1	0.1	1	0.1	0.1
Total	671	100.0	904	100.0	100.0
-6 No answer	3		27		
Sum	674		931		

## C42 Level of education – panel (7 digit)

S30, Z550,  
EDULEVEL  
cf. X305, cf. Y164,  
cf. U138, cf. V230,  
cf. W537

This variable is only available for those who have been interviewed in at least one of the previous surveys. For a variable encompassing the full sample, see C43.

The classifications are based on the highest level of education achieved. The information is primarily based on data from national registries gathered for the 1968 level of living survey. For those participants who did not participate in the 1968 survey the information is based on self-reports given during their first interview.

	LNU	
	N	%
1 Grade school (6-8 years)	385	58.0
2 Grade school + vocational training $\geq$ 1 year (7-11 years)	82	12.3
3 Extended grade school (8-11 years)	61	9.2
4 Extended grade school + vocational training $\geq$ 1 year (10-14 years)	81	12.2
5 High school or equivalent (11-14 years)	7	1.1
6 High school + vocational training $\geq$ 1 year (12-16 years)	25	3.8
7 University degree (14-20 years)	23	3.5
Total	664	100.0
-6 No answer	10	
Sum	674	

## C43 Level of education – full sample (4 digit)

The classifications are primarily based on the data from variable C42. However, as the question on educational level was posed somewhat differently to the extended sample of the current survey 2011, the classifications have been harmonized in order to facilitate comparability throughout the full sample.

	LNU		All		All weighted
	N	%	N	%	%
1 Compulsory education <sup>a</sup>	387	57.7	549	60.7	57.3
2 Lower secondary education and/or vocational education <sup>b</sup>	226	33.7	267	29.5	33.2
3 Upper secondary education <sup>c</sup>	32	4.8	39	4.3	4.6
4 University degree <sup>d</sup>	26	3.9	49	5.4	4.9
Total	671	100.0	904	100.0	100.0
-6 No answer	3		27		
Sum	674		931		

<sup>a)</sup> Based on C42, variable value 1

<sup>b)</sup> Based on C42, variable value 2, 3 and 4

<sup>c)</sup> Based on C42, variable value 5 and 6

<sup>d)</sup> Based on C42, variable value 7

---

**C44 NYK Own**

Here a five-digit classification of occupation according to the Nordic standard occupational classification in the Population and Housing Census 1985 has been derived from the question: What has been your main profession or occupation during your working years/what position did you have?

---

**C45 Own socioeconomic group**

Own main profession/occupation according to socio-economic grouping (SEI)

Z30, esei, cf. X15,  
cf. Y13, cf. U13,  
cf. V716, cf. W997

---

	LNU		All		All weighted
	N	%	N	%	%
11 Unskilled worker, goods producing	51	7.8	84	9.3	8.7
12 Unskilled worker, service producing	123	18.7	155	17.1	18.4
21 Skilled worker, goods producing	49	7.5	76	8.4	7.1
22 Skilled worker, service producing	26	4.0	33	3.6	3.8
33 Lower white collar I	59	9.0	73	8.1	8.8
36 Lower white collar II	56	8.5	77	8.5	8.4
46 Middle white collar	94	14.3	119	13.1	14.1
56 Upper white collar	38	5.8	46	5.1	6.1
57 Leading positions	10	1.5	15	1.7	1.5
60 Professional	10	1.5	15	1.7	1.5
79 Self-employed <sup>a</sup>	69	10.5	105	11.6	10.7
89 Farmer with unspecified acreage <sup>a</sup>	46	7.0	67	7.4	6.9
92 Housewife	26	4.0	41	4.5	4.0
Total	657	100.0	906	100.0	100.0
-6 No answer	17		25		
Sum	674		931		

<sup>a)</sup> With or without employees and regardless of the number of employees. The number of employees is presented in C47.

---

---

**C46 Own social class**cf. S28, Z29, eclass,  
cf. X15, cf. Y13, cf. U13,  
cf. V716, cf. W997

---

	LNU		All		All weighted
	N	%	N	%	%
1 Unskilled worker	174	26.5	239	26.4	27.1
2 Skilled worker	75	11.4	109	12.0	10.9
3 Lower white collar	115	17.5	150	16.6	17.2
4 Middle white collar	94	14.3	119	13.1	14.1
5 Upper white collar (and professionals)	58	8.8	76	8.4	9.1
6 Self-employed <sup>a</sup>	69	10.5	105	11.6	10.7
7 Farmer <sup>a</sup>	46	7.0	67	7.4	6.9
8 Housewife	26	4.0	41	4.5	4.0
Total	657	100.0	906	100.0	100.0
-6 No answer	17		25		
Sum	674		931		

<sup>a)</sup> With or without employees and regardless of the number of employees. The number of employees is presented in C47.

---

**C47 Number of employees**Z33, enremp, cf. X684  
cf. Y537, cf. U499,  
cf. V538, cf. W315To self-employed persons or farmers: How many  
employees did you have?

---

	LNU		All		All weighted
	N	%	N	%	%
1 No employees	52	44.8	75	46.6	46.3
2 1-9 employees	50	43.1	79	45.9	42.0
3 10-19 employees	8	6.9	10	5.8	6.5
4 20 or more employees	6	5.2	8	4.7	5.2
Total	116	100.0	172	100.0	100.0
-6 No answer	0		1		
-5 Not self-employed or farmer	558		758		
Sum	674		931		

---

---

**C48****Size of the farm**Z34, Efarmsiz , cf.  
X672, cf. X673To farmers: How large was your farm?

---

	LNU		All		All weighted
	N	%	N	%	%
1 Small farm = less than 10 hectares (25 acres) arable land and no more than 100 hectares (250 acres) of forest	17	40.5	23	38.3	36.5
2 Average farm = at least 10 hectares (25 acres) arable land or more than 100 hectares (250 acres) of forest	23	54.8	35	58.3	60.7
3 Large farm = at least 100 hectares (250 acres) arable land or more than 400 hectares (1000 acres) of forest	2	4.8	2	3.3	2.8
Total	42	100.0	59	100.0	100.0
-6 No answer	4		7		
-5 Not a farmer	628		864		
Sum	674		931		

---

**C49****NYK Spouse**

Here a five-digit classification of occupation according to the Nordic standard occupational classification in the Population and Housing Census 1985 has been derived from the question: What has been your main profession or occupation during your working years/what position did you have?

Both living and deceased spouses.

---

**C50****Spouse's socioeconomic group**Z43, msei, X182,  
cf. Y72, cf. U117, cf.  
V711Spouse main profession/occupation according to socio-  
economic grouping (SEI)

Both living and deceased spouses.

	LNU		All		All weighted
	N	%	N	%	%
11 Unskilled worker, goods producing	52	8.5	74	8.7	8.1
12 Unskilled worker, service producing	74	12.1	119	14.1	12.7
21 Skilled worker, goods producing	83	13.5	105	12.4	13.5
22 Skilled worker, service producing	14	2.3	23	2.7	2.3
33 Lower white collar I	30	4.9	44	5.2	4.7
36 Lower white collar II	65	10.6	80	9.5	10.2
46 Middle white collar	84	13.7	104	12.3	14.1
56 Upper white collar	38	6.2	46	5.4	6.3
57 Leading position	12	2.0	13	1.5	1.8
60 Professional	18	2.9	23	2.7	3.0
79 Self-employed <sup>a</sup>	75	12.2	100	11.8	12.6
89 Farmer <sup>a</sup>	48	7.8	69	8.2	7.8
92 Housewife	19	3.1	45	5.3	2.9
94 Unclassified	1	0.2	1	0.1	0.2
Total	613	100.0	846	100.0	100.0
-7 Never been married	36		47		
-6 No answer	26		38		
Sum	674		931		

<sup>a)</sup> With or without employees and regardless of the number of employees. The number of employees is presented in C52.

**C51****Spouse's social class**

cf. S29, Z42, mclass

What has been the main profession or occupation of your spouse during his/her working years? (What position did your spouse have?)

Both living and deceased spouses.

	LNU		All		All weighted
	N	%	N	%	%
1 Unskilled worker	126	20.6	193	22.8	20.8
2 Skilled worker	97	15.8	128	15.1	15.8
3 Lower white collar	95	15.5	124	14.7	14.9
4 Middle white collar	84	13.7	104	12.3	14.1
5 Upper white collar (and professionals)	68	11.1	82	9.7	11.1
6 Self-employed <sup>a</sup>	75	12.3	100	11.8	12.6
7 Farmer <sup>a</sup>	48	7.8	69	8.2	7.8
8 Housewife	19	3.1	45	5.3	2.9
Total	612	100.0	845	100.0	100.0
-7 Never been married	36		47		
-6 No answer	26		39		
Sum	674		931		

<sup>a</sup>) With or without employees and regardless of the number of employees. The number of employees is presented in C52.

**C52****Spouse's number of employees**Z46, mnremp, X187,  
cf. Y75, cf. U120

If spouse was self-employed or a farmer: How many employees did he/she have?

Both living and deceased spouses.

	LNU		All		All weighted
	N	%	N	%	%
1 No employees	61	50.4	88	52.7	50.9
2 1-9 employees	48	39.7	63	37.7	38.8
3 10-19 employees	7	5.8	8	4.8	6.2
4 20 or more employees	5	4.1	8	4.8	4.1
Total	121	100.0	167	100.0	100.0
-7 Never been married	36		47		
-6 No answer	2		2		
-5 Not self-employed or a farmer	515		715		
Sum	674		931		



**C53 Size of spouse's farm**Z47, mfarmsiz, X188,  
cf. Y76, cf. U21

If spouse was a farmer: How large was the farm?

Both living and deceased spouses.

	LNU		All		All weighted
	N	%	N	%	%
1 Small farm = less than 10 hectares (25 acres) arable land and no more than 100 hectares (250 acres) of forest	18	40.9	30	46.2	41.2
2 Average farm = at least 10 hectares (25 acres) arable land or more than 100 hectares (250 acres) of forest	22	50.0	30	46.2	51.5
3 Large farm = at least 100 hectares (250 acres) arable land or more than 400 hectares (1000 acres) of forest	4	9.1	5	7.7	7.3
Total	44	100.0	65	100.0	100.0
-7 Never been married	36		47		
-6 No answer	4		4		
-5 Not a farmer	590		815		
Sum	674		931		

**C54 Family occupation**

Z48, domi

Classification of IP's or spouse's occupation into a single class position for the whole household, based on the dominant (highest) social class (for a detailed description see Erikson, 1981).

Both living and deceased spouses. Derived from questions C46 and C51.

	LNU		All		All weighted
	N	%	N	%	%
1 Unskilled worker	68	10.3	98	10.8	10.3
2 Skilled worker	117	17.7	167	18.4	17.3
3 Lower white collar	88	13.3	121	13.3	13.1
4 Middle white collar	117	17.7	147	16.2	17.9
5 Upper white collar and professionals	106	16.1	132	14.5	16.1
6 Entrepreneur	106	16.1	156	17.1	16.4
7 Farmer	58	8.8	89	9.8	8.8
Total	660	100.0	910	100.0	100.0
-6 No answer	14		21		
Sum	674		931		

# Housing

---

## C55 Stairs inside

Are there any stairs inside your home?

---

	LNU		All		All weighted
	N	%	N	%	%
1 Yes	233	34.7	295	31.9	34.6
2 No	439	65.3	630	68.1	65.4
Total	672	100.0	925	100.0	100.0
-6 No answer	2		6		
Sum	674		931		

---

## C56 Stairs inside are a hindrance

*If yes*

Do these steps inside hinder your everyday life?

---

	LNU		All		All weighted
	N	%	N	%	%
1 Yes	56	24.2	80	27.7	25.4
2 No	175	75.8	209	72.3	74.6
Total	231	100.0	289	100.0	100.0
-6 No answer	4		12		
-5 No steps	439		630		
Sum	674		931		

---

## C57 Thresholds

Do these thresholds hinder you in your everyday life?

---

	LNU		All		All weighted
	N	%	N	%	%
1 Yes	404	60.0	506	54.6	60.8
2 No	269	40.0	421	45.4	39.2
Total	673	100.0	927	100.0	100.0
-6 No answer	1		4		
Sum	674		931		

---

---

**C58**      **Thresholds are a hindrance***If yes*

Are these thresholds a hindrance to you in your everyday life?

---

	LNU		All		All weighted
	N	%	N	%	%
1 Yes	29	7.2	43	8.6	7.3
2 No	371	92.8	455	91.4	92.7
Total	400	100.0	498	100.0	100.0
-6 No answer	5		12		
-5 No thresholds	269		421		
Sum	674		931		

---

**C59**      **Bathtub**

Is there a bathtub in your home?

---

	LNU		All		All weighted
	N	%	N	%	%
1 Yes	262	39.9	332	35.9	40.6
2 No	404	60.1	593	64.1	59.4
Total	672	100.0	925	100.0	100.0
-6 No answer	2		6		
Sum	674		931		

---

**C60**      **Bathtub is a hindrance***If yes*

Does the bathtub hinder you in your everyday life?

---

	LNU		All		All weighted
	N	%	N	%	%
1 Yes	50	19.1	68	20.9	19.0
2 No	212	80.9	257	79.1	81.0
Total	262	100.0	325	100.0	100.0
-6 No answer	8		13		
-5 No bathtub	404		593		
Sum	674		931		

---

---

**C61**      **Narrow doorways**

Are there any narrow doorways inside your home?

---

	LNU		All		All weighted
	N	%	N	%	%
1 Yes	71	10.6	97	10.5	11.0
2 No	601	89.4	830	89.5	89.0
Total	672	100.0	927	100.0	100.0
-6 No answer	2		4		
Sum	674		931		

---

**C62**      **Narrow doorways are a hindrance**

*If yes*

Do these narrow doorways hinder you in your daily life?

---

	LNU		All		All weighted
	N	%	N	%	%
1 Yes	16	23.2	25	26.3	24.8
2 No	53	76.8	70	73.7	75.2
Total	69	100.0	95	100.0	100.0
-6 No answer	4		6		
-5 No narrow doorways	601		830		
Sum	674		931		

---

**C63**      **Steps leading out of the house**

Are there any steps leading out of the house?

---

	LNU		All		All weighted
	N	%	N	%	%
1 Yes	479	71.4	658	71.1	72.9
2 No	192	28.6	268	28.9	27.1
Total	671	100.0	626	100.0	100.0
-6 No answer	3		5		
Sum	674		931		

---

---

**C64 Steps leading out of the house are a hindrance**

*If yes*

Do these steps hinder you in your daily life?

---

	LNU		All		All weighted
	N	%	N	%	%
1 Yes	92	19.4	123	19.0	19.2
2 No	382	80.6	526	81.0	80.8
Total	474	100.0	649	100.0	100.0
-6 No answer	8		14		
-5 No steps	192		268		
Sum	674		931		

---

**C65 Heavy front/back door**

Is there a heavy front/back door to your house?

---

	LNU		All		All weighted
	N	%	N	%	%
1 Yes	93	13.9	120	13.0	14.3
2 No	578	86.1	805	87.0	85.7
Total	671	100.0	925	100.0	100.0
-6 No answer	3		6		
Sum	674		931		

---

**C66 Heavy front/back door is a hindrance**

*If yes*

Does this heavy front/back door hinder you in your daily life?

---

	LNU		All		All weighted
	N	%	N	%	%
1 Yes	37	41.1	44	37.6	39.9
2 No	53	58.9	73	62.4	60.1
Total	90	100.0	117	100.0	100.0
-6 No answer	6		9		
-5 No heavy front/back door	578		805		
Sum	674		931		

---

---

**C67 Other hindrance?**

(poor lighting, lack of heating, more than one floor, difficulties accessing basement, attic or other storage area)

---

	LNU		All		All weighted
	N	%	N	%	%
1 Yes	40	6.0	55	6.0	6.0
2 No	625	94.0	862	94.0	94.0
Total	665	100.0	917	100.0	100.0
-6 No answer	9		14		
Sum	674		931		

---

**C68 Leaving home**

How often do you leave your home and go out?

---

	LNU		All		All weighted
	N	%	N	%	%
1 Daily	390	58.4	480	52.0	58.9
2 Several times a week	132	19.8	179	19.4	18.7
3 A few times a week	84	12.6	126	13.7	13.0
4 A few times a month	25	3.7	55	6.0	4.0
6 Less frequent or never	37	5.5	83	9.0	5.5
Total	668	100.0	923	100.0	100.0
-6 No answer	6		8		
Sum	674		931		

---

# Health

## C69 Self-rated health

S54, cf. Z157, Q33,  
Y257, X435

How would you assess your own general state of health?

	LNU		All		All weighted
	N	%	N	%	%
1 Good	300	44.5	400	43.7	44.4
2 Bad	89	13.2	133	14.5	13.8
3 Neither good nor bad	277	41.1	383	41.8	41.9
Total	666	100.0	916	100.0	100.0
-6 No answer	8		15		
Sum	674		931		

# Mobility

## C70 Walking speed

Z179

In general, how would you describe your walking speed?

	LNU		All		All weighted
	N	%	N	%	%
1 Fast	71	11.8	80	9.5	11.6
2 Normal	204	33.8	261	31.1	34.4
3 Slow	185	30.7	277	33.1	31.7
4 Very slow	102	16.9	149	17.8	16.3
5 Does not walk at all	41	6.8	71	8.5	5.9
Total	603	100.0	838	100.0	100.0
-6 No answer	1		3		
-1 Questionnaire	70		90		
Sum	674		931		

## C71 Walking 100 m

S59, Z171, Q37a,  
X436, Y258,  
U160, V235,  
W101

Can you walk 100 meters fairly briskly without difficulty?

	LNU		All		All weighted
	N	%	N	%	%
1 Yes	400	59.7	516	55.9	30.5
2 No	270	40.3	407	44.1	39.5
Total	670	100.0	923	100.0	100.0
-6 No answer	4		8		
Sum	674		931		

**C72****Walking 500 m**

S60

Can you walk 500 meters fairly briskly without difficulty?

	LNU		All		All weighted
	N	%	N	%	%
1 Yes	267	66.8	326	63.2	66.1
2 No	133	33.3	190	36.8	33.9
Total	400	100.0	515	100.0	100.0
-6 No answer	4		8		
-5 Cannot walk 100 m	270		407		
Sum	674		931		

**C73****Running 100 m**S61, Z172, Q37b,  
X437, Y259,  
U161, V236,  
W102

Can you run 100 meters without difficulty?

	LNU		All		All weighted
	N	%	N	%	%
1 Yes	90	34.7	99	31.3	33.5
2 No	169	65.3	217	68.7	66.5
Total	259	100.0	316	100.0	100.0
-6 No answer	12		18		
-5 Cannot walk 100 m	403		597		
Sum	674		931		

**C74****Walking up and down stairs**S62, Z173, Q37c,  
X438, Y260,  
U162, V237,  
W103

Can you walk up and down stairs without difficulty?

	LNU		All		All weighted
	N	%	N	%	%
1 Yes	352	52.5	449	48.7	53.7
2 No	318	47.5	473	51.3	46.3
Total	670	100.0	922	100.0	100.0
-6 No answer	4		9		
Sum	674		931		



---

**C75 Walking aids outside**

cf. Z175, cf. Q38

Do you use any assistive device when you go outsides?

---

	LNU		All		All weighted
	N	%	N	%	%
1 No, never go out	10	1.7	13	1.6	1.7
2 No, manage without aid	298	49.5	347	41.5	49.3
3 Yes, e.g. cane(s), quadruped(s), crutch(es)	68	11.3	104	12.4	12.7
4 Yes, walker	163	27.1	263	31.5	26.3
5 Yes, wheelchair	63	10.5	109	13.0	9.9
Total	602	100.0	836	100.0	100.0
-6 No answer	2		5		
-1 Questionnaire	70		90		
Sum	674		931		

---

**C76 Help from others outdoors**

Z176, Q39

Do you usually get help from someone when you go outside?  
Supervision also counts as help.

---

	LNU		All		All weighted
	N	%	N	%	%
1 Yes, always	113	19.1	199	24.2	18.2
2 Yes, sometimes	38	6.4	58	7.1	6.2
3 No, manage myself	441	74.5	565	68.7	75.5
Total	592	100.0	822	100.0	100.0
-6 No answer	2		6		
-5 No, never go out	10		13		
-1 Questionnaire	70		90		
Sum	674		931		

---

**C77****Walking aids indoors**cf. Z177, cf.  
Q40Do you use any assistive device when you get around indoors?

	LNU		All		All weighted
	N	%	N	%	%
1 No, bedridden	2	0.3	4	0.5	0.4
2 No, managed without aid	413	68.6	506	60.5	69.6
3 Yes, e.g. cane(s), quadruped(s), crutch(es)	42	7.0	66	7.9	6.6
4 Yes, walker	98	16.3	178	21.3	15.9
5 Yes, wheelchair	47	7.8	82	9.8	7.6
Total	602	100.0	836	100.0	100.0
-6 No answer	2		5		
-1 Questionnaire	70		90		
Sum	674		931		

**C78****Help from others indoors**

Z178, Q41

Do you usually get help from someone when you get around indoors? Supervision also counts as help.

	LNU		All		All weighted
	N	%	N	%	%
1 Yes, always	36	6.0	61	7.3	5.7
2 Yes, sometimes	32	5.3	63	7.6	5.8
3 No, manage myself	531	88.6	707	85.1	88.5
Total	599	100.0	831	100.0	100.0
-6 No answer	3		6		
-5 Bedridden	2		4		
-1 Questionnaire	70		90		
Sum	674		931		

**C79****Balance indoors**

Do you have problems with your balance indoors?

	LNU		All		All weighted
	N	%	N	%	%
1 No	318	53.4	408	49.6	52.8
2 Slight problems	199	33.4	276	33.6	33.7
3 Severe problems	78	13.1	138	16.8	13.5
Total	595	100.0	822	100.0	100.0
-6 No answer	7		15		
-5 Bedridden	2		4		
-1 Questionnaire	70		90		
Sum	674		931		

---

**C80 Balance outside**

Do you have problems with your balance outside?

---

	LNU		All		All weighted
	N	%	N	%	%
1 No	311	52.4	396	48.4	51.6
2 Slight problems	197	33.2	272	33.3	33.5
3 Severe problems	85	14.3	150	18.3	14.8
Total	593	100.0	818	100.0	100.0
-6 No answer	9		19		
-5 Bedridden	2		4		
-1 Questionnaire	70		90		
Sum	674		931		

---

**Hand function**

---

**C81 Pouring from a coffee pot**

S65, Z181

Can you pour from a coffee pot or bottle without difficulty?

---

	LNU		All		All weighted
	N	%	N	%	%
1 Yes	596	88.8	796	86.1	88.3
2 No	75	11.2	128	13.9	11.7
Total	671	100.0	924	100.0	100.0
-6 No answer	3		7		
Sum	674		931		

---

**C82 Holding a pen and writing**

S66, Z182

Can you hold a pen and write without difficulty?

---

	LNU		All		All weighted
	N	%	N	%	%
1 Yes	613	91.4	822	88.9	91.9
2 No	58	8.6	103	11.1	8.1
Total	671	100.0	925	100.0	100.0
-6 No answer	3		6		
Sum	674		931		

---

**C83****Fastening buttons**

S67, Z183

Can you fasten buttons without difficulty?

	LNU		All		All weighted
	N	%	N	%	%
1 Yes	609	91.4	819	89.0	91.5
2 No	57	8.6	101	11.0	8.5
Total	666	100.0	920	100.0	100.0
-6 No answer	8		11		
Sum	674		931		

**C84****Specification of problem of hand function**

	LNU		All		All weighted
	N	%	N	%	%
1 Problems related to hand function	38	66.7	63	62.4	65.9
2 Visual impairment	9	15.8	21	20.8	14.9
3 Other problems not related to hand function	10	17.5	17	16.8	19.2
Total	57	100.0	101	100.0	100.0
-6 One or several answers as no answer	8		11		
-5 No problem with hand function	609		819		
Sum	674		931		

**C85****Lifting and carrying a 5 kilo shopping bag**

S70

Can you lift and carry a 5 kilo shopping bag?

	LNU		All		All weighted
	N	%	N	%	%
1 Yes	453	68.8	586	54.5	69.2
2 No	205	31.2	322	35.5	30.8
Total	658	100.0	908	100.0	100.0
-6 No answer	16		23		
Sum	674		931		

## Height and weight

---

**C86**      **Height**      S78, Z191, Q44,  
X440, Y262

How tall are you? (cm)

---

	LNU	All	All weighted
Minimum value	135	135	135
Maximum value	197	197	197
Mean	167.5	168.1	167.5
Std. Deviation	9.4	9.4	9.3
Valid	662	905	651
-6 No answer	12	26	11
Sum	674	931	662

---

**C87**      **Weight**      S80, Z193, Q45,  
X441, Y263

How much do you weigh? (kg)

---

	LNU	All	All weighted
Minimum value	36	36	36
Maximum value	125	125	125
Mean	70.7	70.2	71.0
Std. Deviation	13.5	13.3	13.3
Valid	651	876	637
-6 No answer	23	55	25
Sum	674	931	662

---

**C88**      **Body Mass Index (BMI), kg/m<sup>2</sup>**      S82, Z195, bmi,  
Calculated from C86 and C87

---

	LNU	All	All weighted
Minimum value	15	15	15
Maximum value	42	42	42
Mean	25.1	24.8	25.3
Std. Deviation	4.1	4.0	4.0
Valid	647	870	633
-6 No answer	27	61	28
Sum	674	931	662

---

## Fatigue

### C89 Fatigue the last 14 days

S73, Z186, Q43a,  
W104, V238, U163

Have you often felt tired over the last 14 days?

	LNU		All		All weighted
	N	%	N	%	%
1 Yes	325	49.8	458	50.9	50.1
2 No	328	50.2	442	49.1	49.9
Total	653	100.0	900	100.0	100.0
-6 No answer	21		31		
Sum	674		931		

### C90 Fatigue in the morning

S74, Z187, Q43b,  
W105, V239, U164

Have you had trouble getting started in the mornings?

	LNU		All		All weighted
	N	%	N	%	%
1 Yes	200	30.6	274	30.8	30.1
2 No	453	69.4	616	69.2	69.9
Total	653	100.0	890	100.0	100.0
-6 No answer	21		41		
Sum	674		931		

### C91 Fatigue during the day

S75, Z188, Q43c,  
W106, V240, U165

Have you felt remarkably tired during the days?

	LNU		All		All weighted
	N	%	N	%	%
1 Yes	230	35.1	341	37.8	35.5
2 No	426	64.9	560	62.2	64.5
Total	656	100.0	901	100.0	100.0
-6 No answer	18		30		
Sum	674		931		

---

**C92****Fatigue in the evening**S76, Z189, Q43d,  
W107, V241,  
U166

Have you felt quite exhausted in the evenings?

---

		LNU		All		All weighted	
		N	%	N	%	%	
1	Yes	178	27.3	262	29.3	26.9	
2	No	475	72.7	633	70.7	73.1	
Total		653	100.0	895	100.0	100.0	
-6	No answer	21		36			
Sum		674		931			

---

**C93****Summarised index of fatigue**S77, Z190,  
Q43sum

Number of positive (answering yes) answers to C89 – C92.

---

		LNU		All		All weighted	
		N	%	N	%	%	
0	No positive answers	236	37.3	315	36.7	37.4	
1	One positive answer	123	19.4	157	18.3	19.1	
2	Two positive answers	111	17.5	147	17.1	17.3	
3	Three positive answers	92	14.5	128	14.9	14.9	
4	Four positive answers	71	11.2	112	13.0	11.2	
Total		633	100.0	859	100.0	100.0	
-6	No answer	41		72			
Sum		674		931			

---

## Performance tests

---

### **C94**      **Standing** S58, Z196, Q46

Can you stand without support? (regardless of whether IP can walk without support)

---

	LNU		All		All weighted
	N	%	N	%	%
1 Yes	525	87.4	701	84.0	88.2
2 No, but can sit	64	10.6	116	13.9	10.2
3 No, bedridden or equivalent	12	2.0	18	11	1.7
Total	601	100.0	835	100.0	100.0
-6 No answer	3		6		
-1 Questionnaire	70		90		
Sum	674		931		

---

### **C95**      **Getting up from a chair** Z208, Q55

Get up from the chair with your arms crossed across your chest.

---

	LNU		All		All weighted
	N	%	N	%	%
1 Managed without difficulty	342	83.0	409	77.3	83.9
2 Managed with difficulty	19	4.6	29	5.5	4.4
3 Did not manage	39	9.5	75	14.2	8.9
4 IP does not want to attempt test	12	2.9	16	3.0	2.8
Total	412	100.0	529	100.0	100.0
-5 Unable to stand	39		66		
-4 Telephone interview	70		91		
-2 Indirect interview	106		187		
-1 Questionnaire	47		58		
Sum	674		931		

---



**C96****Picking up a pen from the floor**

Z199, Q47

I would like to ask you to pick this pen up from the floor.

	LNU		All		All weighted
	N	%	N	%	%
1 Managed without difficulty	342	83.0	418	79.0	83.9
2 Managed with difficulty	31	7.5	44	8.3	4.4
3 Did not manage	22	5.3	41	7.8	8.9
4 IP does not want to attempt test	17	4.1	26	4.9	2.8
Total	412	100.0	529	100.0	100.0
-5 Unable to stand	39		66		
-4 Telephone interview	70		91		
-2 Indirect interview	106		187		
-1 Questionnaire	47		58		
Sum	674		931		

**C97****Turning hand with one kilo**

Z217

Take this package of salt in the hand you normally use and turn it from vertical to horizontal and back again.

	LNU		All		All weighted
	N	%	N	%	%
1 Managed without difficulty	397	89.2	513	87.4	89.7
2 Managed with difficulty	32	7.2	52	8.9	7.0
3 Did not manage	11	2.5	15	2.6	2.5
4 IP does not want to attempt test	5	1.1	7	1.2	0.8
Total	445	100.0	587	100.0	100.0
-6 No answer	0		1		
-5 Bedridden or equivalent	6		7		
-4 Telephone interview	70		91		
-2 Indirect interview	106		187		
-1 Questionnaire	47		58		
Sum	674		931		

---

**C98****Lifting one kilo**

Z225, Q48

Now lift the package up to my hand.

---

	LNU		All		All weighted
	N	%	N	%	%
1 Managed without difficulty	401	90.1	519	88.3	90.9
2 Managed with difficulty	25	5.6	38	6.5	5.0
3 Did not manage	15	3.4	25	4.3	3.5
4 IP does not want to attempt test	4	0.9	6	1.0	0.6
Total	445	100.0	588	100.0	100.0
-5 Bedridden or equivalent	6		7		
-4 Telephone interview	70		91		
-2 Indirect interview	106		187		
-1 Questionnaire	47		58		
Sum	674		931		



**C99 Touching left earlobe with right hand**

Z233, Q49

Touch your left earlobe with your right hand with your arm behind your head.

	LNU		All		All weighted
	N	%	N	%	%
1 Managed without difficulty	347	78.0	430	73.1	77.2
2 Managed with difficulty	37	8.3	62	10.5	9.0
3 Did not manage	56	12.6	88	15.0	12.8
4 IP does not want to attempt test	5	1.1	8	1.4	1.0
Total	445	100.0	588	100.0	100.0
-5 Bedridden or equivalent	6		7		
-4 Telephone interview	70		91		
-2 Indirect interview	106		187		
-1 Questionnaire	47		58		
Sum	674		931		



**C100 Touching right earlobe with left hand**

Z241, Q50

Touch your right earlobe with your left hand with your arm behind your head.

	LNU		All		All weighted
	N	%	N	%	%
1 Managed without difficulty	334	75.1	413	70.2	74.9
2 Managed with difficulty	45	10.1	75	12.8	10.8
3 Did not manage	58	13.0	89	15.1	12.7
4 IP does not want to attempt test	8	1.8	11	1.9	1.7
Total	445	100.0	588	100.0	100.0
-5 Bedridden or equivalent	6		7		
-4 Telephone interview	70		91		
-2 Indirect interview	106		187		
-1 Questionnaire	47		58		
Sum	674		931		

---

**C101 Touching left toes with right hand**

Z249, Q51

Touch your left toes with your right hand, without standing up and with both your feet on the floor.

---

	LNU		All		All weighted	
	N	%	N	%	%	
1 Managed without difficulty	332	74.6	422	71.8	74.2	
2 Managed with difficulty	37	8.3	51	8.7	8.6	
3 Did not manage	61	13.7	94	16.0	14.0	
4 IP does not want to attempt test	15	3.4	21	3.6	3.3	
Total	445	100.0	588	100.0	100.0	
-5 Bedridden or equivalent	6		7			
-4 Telephone interview	70		91			
-2 Indirect interview	106		187			
-1 Questionnaire	47		58			
Sum	674		931			



---

**C102 Touching right toes with left hand**

Z259, Q52

Touch your right toes with your left hand, without standing up and with both your feet on the floor.

---

	LNU		All		All weighted
	N	%	N	%	%
1 Managed without difficulty	316	71.0	407	69.2	71.0
2 Managed with difficulty	50	11.2	65	11.1	11.2
3 Did not manage	62	13.9	92	15.6	13.9
4 IP does not want to attempt test	17	3.8	24	4.1	3.9
Total	445	100.0	588	100.0	100.0
-5 Bedridden or equivalent	6		7		
-4 Telephone interview	70		91		
-2 Indirect interview	106		187		
-1 Questionnaire	47		58		
Sum	674		931		

---

**C103 Placing both hands under bottom or thighs**

Z269, Q53

Place both your hands under your bottom or thighs.

---

	LNU		All		All weighted
	N	%	N	%	%
1 Managed both hands without difficulty	394	88.5	497	84.5	88.0
2 Managed both hands with difficulty	12	2.7	20	3.4	2.8
3 Managed one hand	9	2.0	19	3.2	2.3
4 Did not manage	20	4.5	38	6.5	4.7
5 IP does not want to attempt test	10	2.2	14	2.4	2.2
Total	445	100.0	588	100.0	100.0
-5 Bedridden or equivalent	6		7		
-4 Telephone interview	70		91		
-2 Indirect interview	106		187		
-1 Questionnaire	47		58		
Sum	674		931		

---

**C104 Turning both hands with palms up and then down**

Z270, Q54

Turn your hands so that both palms first are completely faced up and then completely faced down.

	LNU		All		All weighted
	N	%	N	%	%
1 Managed both hands without difficulty	402	90.3	514	87.4	89.7
2 Did not turn palms up completely	18	4.0	28	4.8	4.1
3 Managed one hand	11	2.5	17	2.9	2.5
4 Did not manage	6	1.3	17	2.9	1.9
5 IP does not want to attempt test	8	1.8	12	2.0	1.8
Total	445	100.0	588	100.0	100.0
-5 Bedridden or equivalent	6		7		
-4 Telephone interview	70		91		
-2 Indirect interview	106		187		
-1 Questionnaire	47		58		
Sum	674		931		



---

## Peak flow test

I would like to ask you to take a test of your lung function.  
Three measurements. IP has to sit up.

---

**C105****Peak flow**

Z163, Q36

"Best" result of the three tests

---

	LNU	All	All weighted
Minimum value	33	33	33
Maximum value	800	800	800
Mean	309	298	307
Std. Deviation	130	125	129
Valid	435	564	424
-5 No valid value/No answer	16	31	15
-4 Telephone interview	70	91	74
-2 Indirect interview	106	187	102
-1 Questionnaire	47	58	46
Sum	674	931	662



---

**C106****Measurement 1**

Z160, Q36a

---

**C107****Measurement 2**

Z161, Q36b

---

**C108****Measurement 3**Z162, Q36c

---

## Grip strength test

I would like you to test your grip strength. I will ask you to squeeze this handle as hard as you can, and let it go again.

IP sat down during the test with his/her arm held at 90 degrees, the elbow close to the body. The grip strength measure tool has a range between 0 and 100.



### C109 Best result of both hands

	LNU	All	All weighted
Minimum value	5	5	5
Maximum value	60	60	60
Mean	25.8	25.2	25.8
Std. Deviation	10.2	9.9	10.2
Valid	428	567	421
-7 No valid value/No answer	23	28	17
-4 Telephone interview	70	91	74
-2 Indirect interview	106	187	102
-1 Questionnaire	47	58	46
Sum	674	931	662

### C110 Best result of dominant hand

	LNU	All	All weighted
Minimum value	4	4	4
Maximum value	60	60	60
Mean	25.1	24.5	25.1
Std. Deviation	10.1	9.9	10.2
Valid	423	559	416
-7 No valid value/No answer	28	36	23
-4 Telephone interview	70	91	74
-2 Indirect interview	106	187	102
-1 Questionnaire	47	58	46
Sum	674	931	662



---

## C111 Best result of non-dominant hand

---

	LNU	All	All weighted
Minimum value	2	2	2
Maximum value	51	51	51
Mean	22.9	22.5	22.8
Std. Deviation	9.9	9.6	9.9
Valid	421	553	413
-7 No valid value/No answer	30	42	26
-4 Telephone interview	70	91	74
-2 Indirect interview	106	187	102
-1 Questionnaire	47	58	46
Sum	674	931	662

---

## C112 Left hand, first try

---

## C113 Right hand, first try

---

## C114 Left hand, second try

---

## C115 Right hand, second try

---

### Saliva sample

All respondents were asked to give a saliva test, regardless of interview type.

Respondents were asked to provide saliva by spitting into a plastic tube. All saliva samples are stored at the KI Biobank.



## C116 Saliva sample

Saliva sample was collected.

---

	LNU		All		All weighted
	N	%	N	%	%
1 Yes	449	66.6	582	62.5	66.0
2 No	225	33.4	349	37.5	34.0
Total	674	100.0	931	100.0	100.0

---

## Medicine

**C117 Taken medicines during the past 14 days?** Z280  
(Including both prescribed and prescription free medicines)

	LNU		All		All weighted
	N	%	N	%	%
1 Yes	623	92.8	863	93.4	92.8
2 No	48	7.2	61	6.6	7.2
Total	671	100.0	924	100.0	100.0
-6 No answer	3		7		
Sum	674		931		

**C118 Handling of medicines** Z281, Q58  
Can you handle your medicines yourself?

	LNU		All		All weighted
	N	%	N	%	%
1 Yes, completely by myself (with or without dosage box)	452	72.3	569	65.9	73.5
2 Yes, if someone loads the dosage box for me	74	11.8	115	13.3	11.3
3 No	99	15.8	180	20.8	15.2
Total	625	100.0	864	100.0	100.0
-6 No answer	1		6		
-5 Does not take medicine	48		61		
Sum	674		931		

**C119 Not picking up medicine for economic reasons** Z282

Have you refrained from picking up medicine for economic reasons during the last 12 months?

	LNU		All		All weighted
	N	%	N	%	%
1 Yes	4	0.6	6	0.7	0.6
2 No	663	99.4	911	99.3	99.4
Total	667	100.0	917	100.0	100.0
-6 No answer	7		14		
Sum	674		931		

## *Diseases and disorders*

---

### Have you had any of the following diseases or disorders during the last 12 months?

---

#### **C120 Pain or aches in the chest**

S83, Z297, Q64a, X456, Y281, U194, V261, W124

	LNU		All		All weighted
	N	%	N	%	%
1 No	507	76.7	710	77.9	77.3
2 Yes, slight	126	19.1	156	17.1	18.5
3 Yes, severe	28	4.2	45	4.9	4.2
Total	661	100.0	911	100.0	100.0
-6 No answer	13		20		
Sum	674		931		

---

#### **C121 Pain or aches in shoulders**

S84, Z298, Q64b, X460, Y285, U198, V265, W128

	LNU		All		All weighted
	N	%	N	%	%
1 No	378	57.5	537	59.1	56.7
2 Yes, slight	183	27.9	252	27.8	28.5
3 Yes, severe	96	14.6	119	13.1	14.8
Total	657	100.0	908	100.0	100.0
-6 No answer	17		23		
Sum	674		931		

---

#### **C122 Heart problems**

S86, Z300, Q64d, X463, Y287, U200, V267, W130

	LNU		All		All weighted
	N	%	N	%	%
1 No	508	77.9	686	76.3	77.5
2 Yes, slight	107	16.4	151	16.8	16.3
3 Yes, severe	37	5.7	62	6.9	6.1
Total	652	100.0	899	100.0	100.0
-6 No answer	22		32		
Sum	674		931		

---

---

**C123 Arrhythmia/irregular heart rhythm**

---

	LNU		All		All weighted
	N	%	N	%	%
1 No	532	82.2	734	82.1	81.7
2 Yes, slight	93	14.4	122	13.6	14.1
3 Yes, severe	22	3.4	38	4.3	4.2
Total	647	100.0	894	100.0	100.0
-6 No answer	27		37		
Sum	674		931		

---

**C124 High blood pressure**

S87, Z301, Q64e, X464,  
Y288, U201, V268, W131

---

	LNU		All		All weighted
	N	%	N	%	%
1 No	348	52.8	508	56.5	52.2
2 Yes, slight	262	39.8	328	36.5	40.1
3 Yes, severe	49	7.4	63	7.0	7.8
Total	659	100.0	899	100.0	100.0
-6 No answer	15		32		
Sum	674		931		

---

**C125 Pain or aches in the back, hips,  
sciatica**

S88, Z302, Q64f,  
X467, Y291, U204,  
V271, W134

---

	LNU		All		All weighted
	N	%	N	%	%
1 No	302	45.9	439	48.3	46.0
2 Yes, slight	200	30.4	263	29.0	29.8
3 Yes, severe	156	23.7	206	22.7	24.2
Total	658	100.0	908	100.0	100.0
-6 No answer	16		23		
Sum	674		931		

---

---

**C126 Pain or aches in hands or elbows**cf. S89, cf. Z303, cf.  
Q64g, cf. X478, cf. Y302,  
cf. U215, cf. V282, cf.  
W145

---

	LNU		All		All weighted
	N	%	N	%	%
1 No	435	66.1	615	67.7	65.7
2 Yes, slight	154	23.4	204	22.4	23.7
3 Yes, severe	69	10.5	90	9.9	10.6
Total	658	100.0	909	100.0	100.0
-6 No answer	16		22		
Sum	674		931		

---

**C127 Pain or aches in legs or knees**cf. S89, cf. Z303,  
cf. Q64g, cf. X478,  
cf. Y302, cf. U215,  
cf. V282, cf. W145

---

	LNU		All		All weighted
	N	%	N	%	%
1 No	303	45.8	432	47.3	46.1
2 Yes, slight	219	33.1	296	32.4	32.9
3 Yes, severe	139	21.0	186	20.4	21.0
Total	661	100.0	914	100.0	100.0
-6 No answer	13		17		
Sum	674		931		

---

**C128 General fatigue**S90, Z304, Q64h, X479,  
Y303, U216, V283, W146

---

	LNU		All		All weighted
	N	%	N	%	%
1 No	320	48.6	430	47.1	48.4
2 Yes, slight	242	36.8	334	36.6	36.7
3 Yes, severe	96	14.6	148	16.2	14.9
Total	658	100.0	912	100.0	100.0
-6 No answer	16		19		
Sum	674		931		

---

---

**C129**      **Sleeping problems**S91, Z305, Q64i, X480,  
Y304, U217, V284, W147

---

	LNU		All		All weighted
	N	%	N	%	%
1 No	393	59.6	551	60.5	59.0
2 Yes, slight	184	27.9	251	27.6	28.1
3 Yes, severe	82	12.4	109	12.0	13.0
Total	659	100.0	911	100.0	100.0
-6 No answer	15		20		
Sum	674		931		

---

**C130**      **Nervous problems**S92, Z306, Q64j, X481,  
Y305, U218, V285, W148(anxiety, nervousness, anguish)

---

	LNU		All		All weighted
	N	%	N	%	%
1 No	450	68.2	613	67.2	67.5
2 Yes, slight	155	23.5	218	23.9	23.7
3 Yes, severe	55	8.3	81	8.9	8.9
Total	660	100.0	912	100.0	100.0
-6 No answer	14		19		
Sum	674		931		

---

**C131**      **Depression, deep sadness**S93, Z307, Q64k, X482,  
Y306, U219, V286, W149

---

	LNU		All		All weighted
	N	%	N	%	%
1 No	529	80.6	723	79.9	80.9
2 Yes, slight	103	15.7	143	15.8	15.1
3 Yes, severe	24	3.7	39	4.3	3.9
Total	656	100.0	905	100.0	100.0
-6 No answer	18		26		
Sum	674		931		

---

---

**C132 Mental illness**S94, Z308, Q64l, X483,  
Y307, U220, V287, W150

---

	LNU		All		All weighted
	N	%	N	%	%
1 No	639	97.6	883	97.7	97.5
2 Yes, slight	13	2.0	17	1.9	2.1
3 Yes, severe	3	0.5	4	0.4	0.4
Total	655	100.0	904	100.0	100.0
-6 No answer	19		27		
Sum	674		931		

---

**C133 Dizziness**S95, Z309, Q64m, X487,  
Y311, U224, V291, W154

---

	LNU		All		All weighted
	N	%	N	%	%
1 No	398	60.5	530	58.3	59.4
2 Yes, slight	215	32.7	303	33.3	33.3
3 Yes, severe	45	6.8	76	8.4	7.3
Total	658	100.0	909	100.0	100.0
-6 No answer	16		22		
Sum	674		931		

---

**C134 Shortness of breath**S96, Z310, Q64n, X486,  
Y310, U223, V290, W153

---

	LNU		All		All weighted
	N	%	N	%	%
1 No	466	68.0	605	66.9	66.3
2 Yes, slight	154	23.5	227	25.1	25.2
3 Yes, severe	56	8.5	73	8.1	8.5
Total	656	100.0	905	100.0	100.0
-6 No answer	18		26		
Sum	674		931		

---

---

**C135 Weight loss**S97, Z311, X489, Y313,  
U226, V293, W156

---

	LNU		All		All weighted
	N	%	N	%	%
1 No	511	77.5	690	76.0	78.4
2 Yes, slight	110	16.7	162	17.8	16.1
3 Yes, severe	38	5.8	56	6.2	5.5
Total	659	100.0	908	100.0	100.0
-6 No answer	15		23		
Sum	674		931		

---

**C136 Diabetes**S98, Z312, Q64o, X497,  
Y321, U234, V301, W164

---

	LNU		All		All weighted
	N	%	N	%	%
1 No	536	81.1	764	83.8	80.9
2 Yes, slight	91	13.8	110	12.1	14.1
3 Yes, severe	34	5.1	38	4.2	5.0
Total	661	100.0	912	100.0	100.0
-6 No answer	13		19		
Sum	674		931		

---

**C137 Leg sores/ulcers**S100, Z314, Q64q

---

	LNU		All		All weighted
	N	%	N	%	%
1 No	625	94.8	855	93.9	94.8
2 Yes, slight	21	3.2	37	4.1	3.3
3 Yes, severe	13	2.0	19	2.1	1.9
Total	659	100.0	911	100.0	100.0
-6 No answer	15		20		
Sum	674		931		

---



---

**C138 Pain or aches in stomach**S101, Z315, Q64r, X465,  
Y289, U202, V269, W132

---

	LNU		All		All weighted
	N	%	N	%	%
1 No	527	80.1	716	78.9	80.2
2 Yes, slight	106	16.1	152	16.8	16.0
3 Yes, severe	25	3.8	39	4.3	3.8
Total	658	100.0	907	100.0	100.0
-6 No answer	16		24		
Sum	674		931		

---

**C139 Poor vision/eye disease**

(not substantially improved with glasses)

S102, Z316, Q64s, X454,  
Y279, U192, V259, W122

---

	LNU		All		All weighted
	N	%	N	%	%
1 No	433	65.4	544	59.5	63.7
2 Yes, slight	135	20.4	197	21.5	21.6
3 Yes, severe	94	14.2	174	19.0	14.7
Total	662	100.0	915	100.0	100.0
-6 No answer	12		16		
Sum	674		931		

---

**C140 Urinary tract infections**cf. S111, X502,  
Y326

---

	LNU		All		All weighted
	N	%	N	%	%
1 No	531	80.9	729	80.6	81.3
2 Yes, slight	67	10.2	96	10.6	10.0
3 Yes, severe	58	8.8	80	8.8	8.7
Total	656	100.0	905	100.0	100.0
-6 No answer	18		26		
Sum	674		931		

---

---

**C141 Disorders of the reproductive organs**

(Women: pain, prolapse, itching etc.)  
(Men: prostate problems etc.)

S103, Z317, Q64t  
Women: X474, Y298,  
U211, V277, W140  
Men: cf. X471, cf. Y295,  
cf. U208, cf. V275,  
cf. W138

---

	LNU		All		All weighted
	N	%	N	%	%
1 No	528	80.5	717	79.2	80.9
2 Yes, slight	100	15.2	146	16.1	15.0
3 Yes, severe	28	4.3	42	4.6	4.1
Total	656	100.0	905	100.0	100.0
-6 No answer	18		26		
Sum	674		931		

---

**C142 Rheumatism**

	LNU		All		All weighted
	N	%	N	%	%
1 No	548	83.8	772	85.2	83.6
2 Yes, slight	81	12.4	103	11.4	12.7
3 Yes, severe	25	3.8	31	3.4	3.7
Total	654	100.0	906	100.0	100.0
-6 No answer	20		25		
Sum	674		931		

---

**C143 Hearing impairment**

S105, Z319, cf.  
Q64w, X455, Y280, U193,  
V260, W123

---

	LNU		All		All weighted
	N	%	N	%	%
1 No	267	40.2	331	36.1	41.0
2 Yes, slight	277	41.7	370	40.3	40.4
3 Yes, severe	120	18.1	217	23.6	18.6
Total	664	100.0	918	100.0	100.0
-6 No answer	10		13		
Sum	674		931		

---

**C144 Coronary thrombosis/myocardial infarction**

S85, Z299, Q64c,  
X461, Y286, U199,  
V266, W129

	LNU		All		All weighted
	N	%	N	%	%
1 No	633	95.5	872	95.4	95.6
2 Yes, slight	18	2.7	26	2.8	2.6
3 Yes, severe	12	1.8	16	1.8	1.8
Total	663	100.0	914	100.0	100.0
-6 No answer	11		17		
Sum	674		931		

**C145 Cerebral thrombosis/stroke**

S99, Z313, Q64p,  
X462

	LNU		All		All weighted
	N	%	N	%	%
1 No	630	95.3	860	94.2	94.7
2 Yes, slight	24	3.6	38	4.2	3.9
3 Yes, severe	7	1.1	15	1.6	1.4
Total	661	100.0	913	100.0	100.0
-6 No answer	13		18		
Sum	674		931		

**C146 Malignant tumour/cancer**

S106, Z320, cf. Q64x,  
X495, Y319, U232,  
V299, W162

	LNU		All		All weighted
	N	%	N	%	%
1 No	615	92.9	849	92.9	92.7
2 Yes, slight	27	4.1	36	3.9	4.0
3 Yes, severe	20	3.0	29	3.2	3.3
Total	662	100.0	914	100.0	100.0
-6 No answer	12		17		
Sum	674		931		

---

**C147 Other disease or disorder (not mentioned on the list)**

Have you had any other disease or disorder that was not mentioned on the list, during the last 12 months?

---

	LNU		All		All weighted
	N	%	N	%	%
1 Yes	180	27.0	234	25.5	26.7
2 No	486	73.0	683	74.5	73.3
Total	666	100.0	917	100.0	100.0
-6 No answer	8		14		
Sum	674		931		

---

Questions C148 to C153 are a result of answering yes on other problems and also mentioning what kind of other problems IP has had during the last 12 month.

---

**C148 Lung problems**

(asthma, pneumonia)

S107, Cf.  
Q64z, cf. Z321

---

	LNU		All		All weighted
	N	%	N	%	%
1 No	652	96.7	902	96.9	96.7
2 Yes, slight	9	1.3	11	1.2	1.5
3 Yes, severe	13	1.9	18	1.9	1.5
Sum	674	100.0	931	100.0	100.0

---

**C149 Dementia**

(dementia and Alzheimer's)

cf. Q64a2, cf. Z323

---

	LNU		All		All weighted
	N	%	N	%	%
1 No	665	98.7	921	98.9	98.8
2 Yes, slight	3	0.4	3	0.3	0.5
3 Yes, severe	6	0.9	7	0.8	0.7
Sum	674	100.0	931	100.0	100.0

---

---

**C150 Broken bones, broken hips etc.**

S109, cf. Z326

(or surgery of these parts)

---

	LNU		All		All weighted
	N	%	N	%	%
1 No	654	97.0	904	97.1	97.1
2 Yes, slight	8	1.2	8	0.9	1.2
3 Yes, severe	12	1.8	19	2.0	1.8
Sum	674	100.0	931	100.0	100.0

---

**C151 Parkinson's disease**

cf. Z321

---

	LNU		All		All weighted
	N	%	N	%	%
1 No	668	99.1	924	99.2	99.3
2 Yes, slight	1	0.1	1	0.1	0.2
3 Yes, severe	5	0.7	6	0.6	0.5
Sum	674	100.0	931	100.0	100.0

---

**C152 Problems of the gastric tract**

cf. Q64y, cf. Z322

---

	LNU		All		All weighted
	N	%	N	%	%
1 No	669	99.3	926	99.5	99.3
2 Yes, slight	0	0.0	0	0.0	0.0
3 Yes, severe	5	0.7	5	0.5	0.7
Sum	674	100.0	931	100.0	100.0

---

**C153 Other disorders**

(mentioned in question C147)

S109, comb. cf.  
Q64b2 + Q64c2; cf.  
Z324+Z325

---

	LNU		All		All weighted
	N	%	N	%	%
1 No	576	85.5	804	86.4	85.2
2 Yes, slight	43	6.4	53	5.7	6.1
3 Yes, severe	55	8.2	74	7.9	8.7
Sum	674	100.0	931	100.0	100.0

---

---

**C154**      **Ever had cancer?**

---

	LNU		All		All weighted
	N	%	N	%	%
1 Yes	133	22.0	185	22.0	21.9
2 No	471	78.0	656	78.0	78.1
Total	604	100.0	841	100.0	100.0
-1 Questionnaire	70		90		
Sum	674		931		

---

**C155**      **Ever had cerebral thrombosis, stroke?**

---

	LNU		All		All weighted
	N	%	N	%	%
1 Yes	84	13.9	131	15.6	14.4
2 No	520	86.1	710	84.4	85.6
Total	604	100.0	841	100.0	100.0
-1 Questionnaire	70		90		
Sum	674		931		

---

**C156**      **Ever had coronary thrombosis,  
myocardial infarction?**

---

	LNU		All		All weighted
	N	%	N	%	%
1 Yes	111	18.4	149	17.7	17.3
2 No	493	81.6	692	82.3	82.7
Total	604	100.0	841	100.0	100.0
-1 Questionnaire	70		90		
Sum	674		931		

---

**C157****Continence**

Many elderly persons have problems controlling their urine. Have you had any such problems?

S114-119, cf. Z328,  
cf. Q56

	LNU		All		All weighted
	N	%	N	%	%
1 Yes, when I laugh or sneeze	31	4.7	32	3.5	4.7
2 Yes, at night	25	3.8	39	4.3	3.8
3 Yes, sometimes	154	23.3	194	21.3	22.9
4 Yes, often/always	105	15.9	173	19.0	15.2
5 No, never	346	52.3	471	51.8	53.4
Total	661	100.0	909	100.0	100.0
-6 No answer	13		22		
Sum	674		931		

**C158****Incontinence aids**

Do you use any form of incontinence aids to help against leakage of urine?

cf. S120, Z328

	LNU		All		All weighted
	N	%	N	%	%
1 Have a catheter	9	2.9	23	5.3	2.8
2 Use incontinence aids	204	65.4	287	66.3	66.0
3 No, do not use any form of protection	99	31.7	123	28.4	31.2
Total	312	100.0	433	100.0	100.0
-6 No answer	16		27		
-5 Do not have continence problems	346		471		
Sum	674		931		

## Everyday competence

### C159 Opening medicine bottle (unopened)

Z283, cf. Q61

Some medicine bottles can be difficult to open. Can you open this bottle?


	LNU		All		All weighted
	N	%	N	%	%
1 Managed without difficulty	375	83.7	466	78.8	83.6
2 Managed with difficulty	26	5.8	45	7.6	5.9
3 Did not manage	47	10.5	80	13.5	10.5
Total	448	100.0	591	100.0	100.0
-6 No answer	3		4		
-4 Telephone interview	70		91		
-2 Indirect interview	106		187		
-1 Questionnaire	47		58		
Sum	674		931		

### C160 Opening medicine bottle (opened)

Z284, cf. Q61

*If IP cannot open the bottle, the interviewer removes the plastic band that seals the bottle:* Can you open the bottle now?

	LNU		All		All weighted
	N	%	N	%	%
1 Managed without difficulty	15	31.9	26	32.5	35.8
2 Managed with difficulty	4	8.5	7	8.8	6.9
3 Did not manage	28	59.6	47	58.8	57.3
Total	47	100.0	80	100.0	100.0
-6 No answer	3		4		
-5 Managed opening bottle	401		511		
-4 Telephone interview	70		91		
-2 Indirect interview	106		187		
-1 Questionnaire	47		58		
Sum	674		931		





**C161 Vision test: reading instructions**

Z287, Q63

Can you read the instructions on this bottle?  
(Refers to the text "1 capsule 3 times a day")

	LNU		All		All weighted
	N	%	N	%	%
1 Managed without difficulty	408	90.9	506	85.5	91.3
2 Managed with difficulty	9	2.0	17	2.9	1.9
3 Could read but not completely correctly	4	0.9	10	1.7	1.0
4 Did not manage	28	6.2	59	10.0	5.8
Total	449	100.0	592	100.0	100.0
-6 No answer	2		3		
-4 Telephone interview	70		91		
-2 Indirect interview	106		187		
-1 Questionnaire	47		58		
Sum	674		931		

**C162 Reading on the box of Ibumetin (aspirin)**

Z289

Here is a box of Ibumetin. Can you read the instructions on  
the box – the first paragraph?



	LNU		All		All weighted
	N	%	N	%	%
1 Managed without difficulty	356	84.6	427	80.1	84.5
2 Managed with difficulty	35	8.3	53	9.9	8.2
3 Could read but not completely correctly	12	2.9	20	3.8	2.7
4 Did not managed	18	4.3	33	6.2	4.6
Total	421	100.0	533	100.0	100.0
-6 No answer	2		3		
-5 Cannot read	28		59		
-4 Telephone interview	70		91		
-2 Indirect interview	106		187		
-1 Questionnaire	47		58		
Sum	674		931		

**C163 Maximum number of pills per day**

cf. Z290

What is the maximum number of times that you can take Ibuprofen per day according to the instructions on the box?

	LNU		All		All weighted
	N	%	N	%	%
1 Correct answer (3 times)	369	88.9	448	86.3	88.9
2 Incorrect answer	29	7.0	46	8.9	7.4
3 Cannot answer	17	4.1	25	4.8	3.7
Total	398	100.0	494	100.0	100.0
-6 No answer	8		17		
-5 Cannot read	28		59		
-4 Telephone interview	70		91		
-2 Indirect interview	106		187		
-1 Questionnaire	47		58		
Sum	674		931		

**C164 Number of days the pill will last**

cf. Z292

(reading instructions on the box of Kåvepenin (penicillin))

Here is a box of Kåvepenin. How many days will the pills in the box of Kåvepenin last?

	LNU		All		All weighted
	N	%	N	%	%
1 Correct answer (10 days)	251	60.0	304	58.3	61.2
2 Incorrect answer	148	35.4	191	36.7	34.4
3 Cannot answer	19	4.5	26	5.0	4.4
Total	399	100.0	495	100.0	100.0
-6 No answer	5		15		
-5 Cannot read	28		59		
-4 Telephone interview	70		91		
-2 Indirect interview	106		187		
-1 Questionnaire	47		58		
Sum	674		931		



---

**C165 Change for a hundred**

cf. Z295

This is a receipt from the pharmacy. If you pay with a 100 SEK bank note, how much change should you get in return?

---

	LNU		All		All weighted
	N	%	N	%	%
1 Correct answer (36 SEK)	332	79.0	405	76.7	79.1
2 Incorrect answer	87	20.7	121	22.9	20.6
3 Cannot answer	1	0.2	2	0.4	0.2
Total	420	100.0	528	100.0	100.0
-6 No answer	3		8		
-5 Cannot read	28		59		
-4 Telephone interview	70		91		
-2 Indirect interview	106		187		
-1 Questionnaire	47		58		
Sum	674		931		

---

**C166 Number to call in case of emergency**

cf. Z510

In case of emergency, what number should you call?

---

	LNU		All		All weighted
	N	%	N	%	%
1 Correct answer (112)	401	79.6	499	75.2	80.0
2 Other number	35	7.1	52	7.8	6.9
3 IP cannot answer	67	13.3	113	17.0	13.1
Total	504	100.0	664	100.0	100.0
-6 No answer	3		7		
-2 Indirect interview	106		187		
-1 Questionnaire	61		73		
Sum	674		931		

---

## C167 Finding the correct telephone number

Z508

This is a page from a telephone directory for the municipality of Salem. What number should you call if you want to apply for home-care services in the municipality of Salem?

	LNU		All		All weighted
	N	%	N	%	%
1 532 598 77 (case manager)	261	62.0	294	55.2	62.5
2 532 598 00 (switchboard) If the IP gives the number to the switchboard ask the IP to find the direct number	71	16.9	95	17.8	16.9
3 IP states another number	22	5.2	33	6.2	5.3
4 IP cannot answer	67	15.9	111	20.8	15.4
Total	421	100.0	533	100.0	100.0
-6 No answer	2		3		
-5 Cannot read	28		59		
-4 Telephone interview	70		91		
-2 Indirect interview	106		187		
-1 Questionnaire	47		58		
Sum	674		931		



# SALEMS KOMMUN

Postadress: 144 80 RÖNNINGE

## ADMINISTRATION

### KOMMUNFÖRVALTNING

Kommunstyrelsens stab, ekonomikontor, personalkontor, miljö- och samhällsbyggnadsförvaltning, socialkontor och kultur- och fritidsenhet  
Såby Torg 16, 144 80 Rönninge ..... vx 532 598 00  
Fax ..... 532 598 87  
E-post: info@salem.se • Hemsida: www.salem.se  
Öppet mån 7.45-18.30, tis-tors 7.45-16.30,  
fre 7.45-14.30, lunch 12-13, flexitid tillämpas.

## FÖRSKOLEVERKSAMHET

Barnomsorgssass ..... vx 532 598 00

### Förskoleverksamhet

Bullerbyns familjedaghem ..... 532 549 81  
Gammalgården, förskola ..... 532 536 64  
Nytorspskolan med förskoleavd  
Humlan ..... 532 509 32  
Skogsänggården  
(inkl familjedaghem) ..... 532 533 94  
Syslagården (inkl familjedaghem) ..... 532 540 02  
Såbygården (inkl familjedaghem) ..... 532 531 70  
Toredalsgården, förskola ..... 532 539 81  
Ångstälpan, förskola ..... 532 524 65  
Öppna förskolan ..... 532 540 86

### Enskild och entreprenaddriven

#### Förskoleverksamhet

Almgården, Förskolenätet AB ..... 530 389 40  
Bofinkens familjedaghem ..... 532 561 81  
Gunnarbo barnens familjedaghem ..... 534 403 44  
Evy's familjedaghem ..... 532 572 69  
Lillemors familjedaghem ..... 532 571 97  
Lillåppegårdens familjedaghem ..... 532 504 09  
Lärkkotten, föräldrakoop ..... 532 507 78  
Regndroppen, personalkoop ..... 532 555 66  
Rönninge förskola AB ..... 532 563 55  
Sjötugan, pingstförsamlingen ..... 532 557 71  
Solgården, svenska kyrkan ..... 532 574 18

## LARM I NÖDSITUATION 112

### I övriga fall

Ambulans ..... 454 21 00

### Brandkår

Tuna gårds v 4, Tumba ..... 530 628 00

### Läkare

Råd vid sjukdom ..... 320 100

### Polis

Dagtid: Salems Närpolis,  
Salems centrum ..... 401 81 00

Kvälltid: Södertäljepolisen,  
Jovig 5 ..... 401 80 00

### FELANMÄLAN

Gata, vatten o avlopp samt  
kommunens fastigheter ..... 532 540 08

Efter arbetstid ..... 657 64 00

Einäret: Vattenfall ..... 020-02 50 50

Fjärrvärme: Södertörns Fjärrvärme  
Aktiebolag ..... 534 705 00

Efter kontorstid ..... 531 812 10



Salems kyrka

Talgörens familjedaghem ..... 532 573 11  
Troilstigen, personalkoop ..... 530 374 49  
Wilhelmsdal, föräldrakoop ..... 532 525 46

## BIBLIOTEK

Såby Torg 2 ..... 532 540 86  
Fax ..... 532 599 14  
Öppet mån, ons, tors 13-20, tis, fre 10-17,  
lör 10-13. Begränsat öppethållande sommartid

## FRITIDSANLÄGGNINGAR

### IDROTTSANLÄGGNINGAR

Arbetsledarexp ..... 532 513 88  
Såby sim- o sporthall ..... 532 599 85, 532 599 86  
Salemsvallens idrottsplats ..... 532 506 64  
Salems Ishall ..... 532 552 88, 532 552 91  
Fritidsgård, Ungdomers Hus  
Kontor ..... 532 549 80  
Café ..... 532 577 17

## SKOLOR

### Nytorspskolan, Tvillingv 10

Rektorsexp ..... 534 406 80

Telefax ..... 532 512 72

### Rönninge Gymnasium Sandbäcksv 10

Rektorsexp ..... 532 595 03

Telefax ..... 532 595 19

### Rönninge Skola Rönninge skolv 31

Rektorsexp ..... 534 406 20

Telefax ..... 532 550 15

### Skogsängskolan Såbytorgv 18-20

Rektorsexp ..... 532 599 75

Telefax ..... 532 541 53

### Bergsgården, förskoleklass

Såbytorgv 16 ..... 532 599 61

### Skyttorpskolan Skyttorpsv

Rektorsexp ..... 532 599 80

Telefax ..... 532 516 24

### Körsbärggården, förskoleklass

Torparstigen 37 ..... 532 533 95

### Myrstacken förskoleklass

Skyttorpsv ..... 532 549 73

### Snickargården, förskoleklass

Timmermanstigen 102 ..... 532 517 42

### Jälgårdens skola,

Torparstigen 38 ..... 532 556 40

### Såbyskolan Såby Torg

Rektorsexp ..... 532 599 87

Telefax ..... 532 518 91

### Pedagogiskt resurscentrum

Söderbyv 25-27 ..... 532 519 34

Musikskola, Exp ..... 532 599 73

Telefax ..... 532 504 60

Söderby friskola, Söderbyv 25-27 ..... 532 528 18

Telefax ..... 532 528 13

## SOCIALFÖRVALTNING

Såby Torg 16 ..... vx 532 598 00

Telefax ..... 532 598 89

Exptid mån 8-18.15, tis-tors 8-16.15,  
fre 8-14.15 lunchstängt 12-13

Socialekr träffas säkrast 8.30-9.30

### Hemtjänst/äldreomsorg

Biståndsbedömarens

träffas säkrast 8.30-9.30 ..... 532 598 77

Telefax ..... 532 537 25

### Gruppboende,

Mosshagestigen 77 ..... 530 307 27

Mosshagestigen 123 ..... 530 370 79

Rönninge, Storskogsv 49 ..... 532 531 34

Gårdsrådet Eternellen ..... 532 512 45

### Dagverksamheten

Korallen & Näckrosen ..... 532 531 46

Arbetscentrum ..... 532 561 94

### Arbetsmarknadsenhet,

Säbyhällsv ..... 532 599 68

### Timmermångården Dagcenter

Timmermansstigen 105 ..... 532 572 61

### Solarp (Äldreboende)

Fiskaruddsv 15 ..... 532 592 90

Telefax ..... 532 592 99

### Sikönviksgården (Partena Care AB)

Westerdalsv 10 ..... 532 543 50

### Säbyhemmet (sjukhem)

Emanuel Birkes v 5 B ..... 532 536 23

Telefax ..... 532 508 56

---

**C168 Hearing: conversation with several others**S122, Z330,  
Q66

Can you, with or without a hearing aid, hear what is said in a conversation between several persons without difficulty?

---

	LNU		All		All weighted
	N	%	N	%	%
1 Yes	348	51.9	424	45.8	51.9
2 No	322	48.1	501	54.2	48.1
Total	670	100.0	925	100.0	100.0
-6 No answer	4		6		
Sum	674		931		

---

**C169 Hearing: conversation with one person**

S123, Z331

Can you, with or without a hearing aid, hear what is said in a conversation with one person without difficulty?

---

	LNU		All		All weighted
	N	%	N	%	%
1 Yes	305	84.5	417	76.9	84.7
2 No	56	15.5	125	23.1	15.3
Total	361	100.0	542	100.0	100.0
-6 No answer	4		7		
-5 Able to hear conversation with several others	309		382		
Sum	674		931		

---

## Health care utilisation

### C170 Hospitalisation

Have you been hospitalised over the last 12 months?

cf. Z334, cf. Q67,  
cf. X509, cf. Y329,  
cf. U253, cf. V310

	LNU		All		All weighted
	N	%	N	%	%
1 Yes, once	119	17.8	168	18.2	17.6
2 Yes, 2-3 times	54	8.1	81	8.8	8.3
3 Yes, 4 times or more	12	1.8	13	1.4	1.7
4 No	485	72.4	663	71.7	72.4
Total	670	100.0	925	100.0	100.0
-6 No answer	4		6		
Sum	674		931		

### C171 Short term care facility

Have you been admitted to any short term form of care facility, for example respite care, convalescence or rehabilitation, during the last 12 months?

	LNU		All		All weighted
	N	%	N	%	%
1 Yes, once	19	3.3	30	4.0	3.2
2 Yes, 2-3 times	3	0.5	5	0.7	0.4
3 Yes, 4 times or more	3	0.5	4	0.5	0.6
4 No	559	95.7	720	94.9	95.8
Total	584	100.0	759	100.0	100.0
-6 No answer	4		5		
-5 Living in an institution	86		167		
Sum	674		931		

### C172 Medical attendance

Have you at any time during the last 12 months consulted a doctor about your own diseases or disorders?

cf. Z337, Z238,  
cf. Q69, cf. X511,  
cf. Y331, cf. U255,  
cf. V321, cf. W176

	LNU		All		All weighted
	N	%	N	%	%
1 Yes, once	187	28.0	236	25.8	26.8
2 Yes, 2-3 times	184	27.5	263	28.7	28.9
3 Yes, 4 times or more	111	16.6	140	15.3	16.7
4 No	187	28.0	277	30.2	27.5
Total	669	100.0	916	100.0	100.0
-6 No answer	5		15		
Sum	674		931		

**C173 Refraining from seeking medical care**

Z339, X513

Have you at any time during the last 12 months refrained from visiting a doctor even though you needed to?

	LNU		All		All weighted
	N	%	N	%	%
1 Yes	70	10.5	84	9.2	10.5
2 No	597	89.5	834	90.8	89.5
Total	667	100.0	918	100.0	100.0
-6 No answer	7		13		
Sum	674		931		

**Refrained seeking medical care because of...**

Several answers possible

**C174 Financial reason for refraining**

Z340, cf. X514

Did you refrain from seeking medical care because of difficulties paying the patient's fee?

	LNU		All		All weighted
	N	%	N	%	%
0 Not mentioned	69	98.6	83	98.8	98.5
1 Mentioned	1	1.4	1	1.2	1.5
Total	70	100.0	84	100.0	100.0
-6 No answer	7		13		
-5 Did not refrain seeking medical care	597		834		
Sum	674		931		

**C175 Difficulty in getting an appointment**

Did you refrain from seeking medical care because of difficulties in getting an appointment?

	LNU		All		All weighted
	N	%	N	%	%
0 Not mentioned	62	88.6	76	90.5	89.4
1 Mentioned	8	11.4	8	9.5	10.6
Total	70	100.0	84	100.0	100.0
-6 No answer	7		138		
-5 Did not refrain seeking medical care	597		834		
Sum	674		931		



---

**C176      Difficulty getting to the doctor**

Did you refrain from seeking medical care because of difficulties getting to the doctor?

---

	LNU		All		All weighted
	N	%	N	%	%
0 Not mentioned	62	88.6	74	88.1	89.2
1 Mentioned	8	11.4	10	11.9	10.8
Total	70	100.0	84	100.0	100.0
-6 No answer	7		13		
-5 Did not refrain seeking medical care	597		834		
Sum	674		931		

---

**C177      Waited out problem as reason for refraining**

Have you refrained from seeking medical care and instead waited out or taken care of problems yourself.

---

	LNU		All		All weighted
	N	%	N	%	%
0 Not mentioned	40	57.1	49	58.3	59.2
1 Mentioned	30	42.9	35	41.7	40.8
Total	70	100.0	84	100.0	100.0
-6 No answer	7		13		
-5 Did not refrain seeking medical care	597		834		
Sum	674		931		

---

**C178      Lack of confidence as reason for refraining**

Did you refrain from seeking medical care because of a lack of confidence in the doctor?

---

	LNU		All		All weighted
	N	%	N	%	%
0 Not mentioned	57	81.4	69	82.1	80.6
1 Mentioned	13	18.6	15	17.9	19.4
Total	70	100.0	84	100.0	100.0
-6 No answer	7		13		
-5 Did not refrain seeking medical care	597		834		
Sum	674		931		

---

---

**C179 Other reasons for refraining**

Did you refrain from seeking medical care for other reasons?

---

	LNU		All		All weighted
	N	%	N	%	%
0 Not mentioned	50	71.4	57	67.9	70.0
1 Mentioned	20	28.6	27	32.1	30.0
Total	70	100.0	84	100.0	100.0
-6 No answer	7		13		
-5 Did not refrain seeking medical care	597		834		
Sum	674		931		

---

**C180 No reason for refraining mentioned**

Z342

---

	LNU		All		All weighted
	N	%	N	%	%
0 Not mentioned	64	98.5	76	97.4	97.4
1 Mentioned	1	1.5	2	2.6	2.6
Total	65	100.0	78	100.0	100.0
-6 No answer	12		19		
-5 Did not refrain seeking medical care	597		834		
Sum	674		931		

---

**C181 District nurse**

Have you spoken to, visited or been visited by a district nurse or similar professional over the last 12 months?

cf. Z343, cf. Q71,  
cf. X515, cf. Y333,  
cf. U257, cf. V323,  
cf. W177

---

	LNU		All		All weighted
	N	%	N	%	%
1 Yes, once	99	14.8	123	13.4	14.8
2 Yes, 2-3 times	110	16.5	144	15.7	16.6
3 Yes, 4 times or more	200	30.0	311	33.9	29.1
4 No	258	38.7	339	37.0	39.6
Total	667	100.0	917	100.0	100.0
-6 No answer	7		14		
Sum	674		931		

---

**C182****Dental care**

Have you visited a dentist during the last 12 months?

S130, Z344, Q75,  
cf. Q76, X516,  
Y334, U261,  
cf. V328, W182

	LNU		All		All weighted
	N	%	N	%	%
1 Yes	454	68.0	571	62.0	67.7
2 No	214	32.0	350	38.0	32.3
Total	668	100.0	921	100.0	100.0
-6 No answer	6		10		
Sum	674		931		

**C183****Refraining from seeking dental care**

Have you at any time during the last 12 months refrained from visiting a dentist even though you needed to?

Z346, X517,  
cf. X518

	LNU		All		All weighted
	N	%	N	%	%
1 Yes	30	4.5	51	5.6	4.8
2 No	636	95.5	866	94.4	95.2
Total	666	100.0	917	100.0	100.0
-6 No answer	8		14		
Sum	674		931		

**C184****Reason for refraining**

Did you refrain from seeking dental care because of...

cf. Z347-Z349

	LNU		All		All weighted
	N	%	N	%	%
1 Difficulties paying the patient's fees	7	23.3	8	16.0	21.2
2 Difficulties getting to the dentist	2	6.7	5	10.0	8.9
3 Not being able to sit/sit in the dentist's chair	1	3.3	2	4.0	4.1
4 Being scared of the dentist/lacking trust in the dentist	6	20.0	8	16.0	16.7
5 Being too tired, not able to manage	7	23.3	15	30.0	22.6
6 Other reason	7	23.3	12	24.0	26.6
Total	30	100.0	50	100.0	100.0
-6 No answer	8		15		
-5 Did not refrain seeking dental care	636		866		
Sum	674		931		

---

**C185 Functional dental health**S126, Z350, Q77, X519,  
Y336, cf. U269,  
cf. V336, cf. W185Which of the following statements best describes the  
condition of your teeth?

---

	LNU		All		All weighted
	N	%	N	%	%
1 No teeth or only a few	7	1.0	13	1.4	1.1
2 Complete or partial dentures	213	31.9	342	37.2	31.8
3 Own teeth, but in poor shape, many missing etc.	30	4.5	40	4.3	4.4
4 Own teeth, many fillings, bridges or implants	318	47.7	386	42.0	46.9
5 Own teeth in good shape, few or no fillings	99	14.8	139	15.1	15.8
Total	667	100.0	920	100.0	100.0
-6 No answer	7		11		
Sum	674		931		

---

**C186 Problems with dentures**S127, Z351, Q78, X520,  
Y337, U270, V337, W186Do your dentures work well or do you have trouble with  
them?

---

	LNU		All		All weighted
	N	%	N	%	%
1 Work well	176	83.0	277	82.0	82.6
2 Have trouble with them	36	17.0	61	18.0	17.4
Total	212	100.0	388	100.0	100.0
-6 No answer	8		15		
-5 Do not have dentures	454		578		
Sum	674		931		

---

**C187 Chewing hard food**

S131, Z352, Q79

Can you chew hard food such as hard bread or apples?

---

	LNU		All		All weighted
	N	%	N	%	%
1 Yes, without difficulty	497	74.4	645	70.1	75.6
2 Yes, but must be careful	117	17.5	172	18.7	16.0
3 No, not at all	54	8.1	103	11.2	8.4
Total	668	100.0	920	100.0	100.0
-6 No answer	6		11		
Sum	674		931		

---

## Health behaviours

### C188 Fresh vegetables

Z357, Q82, X521, Y339,  
cf. U276, cf. W198

How often do you include fresh vegetables in your meals?

	LNU		All		All weighted
	N	%	N	%	%
1 Every meal	58	8.7	75	8.2	8.5
2 At least one meal a day	291	43.7	390	42.6	44.2
3 Almost every day	151	22.7	194	21.2	22.1
4 A few times a week	116	17.4	164	17.9	17.4
5 Almost never	50	7.5	93	10.2	7.8
Total	666	100.0	916	100.0	100.0
-6 No answer	8		15		
Sum	674		931		

### C189 Smoking

Z358, Q83, X522, Y340,  
cf. W203, cf. U278, cf.  
V340, cf. W202

Do you smoke or have you previously smoked?

	LNU		All		All weighted
	N	%	N	%	%
1 Yes, but less than 10 cigarettes or equivalent a day	28	4.2	34	3.7	3.8
2 Yes, 10 or more cigarettes or equivalent a day	21	3.1	23	2.5	3.1
3 Have quit smoking	236	35.3	331	36.0	35.5
4 No, have never smoked	383	57.3	532	57.8	57.6
Total	668	100.0	920	100.0	100.0
-6 No answer	6		11		
Sum	674		931		

### C190 Years of smoking

Z360, Q84, X523, Y341,  
U279

How many years have you smoked in all?

	LNU	All	All weighted
Minimum value	0	0	0
Maximum value	78	78	78
Mean	30.6	31.0	30.3
Std. Deviation	19.3	18.9	19.0
Valid	282	380	274
-6 No answer	9	19	10
-5 Have never smoked	383	532	378
Sum	674	931	662

**C191 Frequency of alcohol usage**

Z362, Q86, X526

How often do you drink wine, strong beer or spirits?

	LNU		All		All weighted
	N	%	N	%	%
1 Almost every day (at least 5 days a week)	49	7.4	70	7.6	7.4
2 Several times a week (3-4 times a week)	42	6.3	55	6.0	6.6
3 A few times a week (1-2 times a week)	104	15.6	126	13.7	15.9
4 2-3 times a month	56	8.4	70	7.6	7.8
5 Once a month	66	9.9	86	9.4	9.8
6 1-6 times a year	149	22.4	215	23.4	22.2
7 Never	200	30.0	295	32.2	30.4
Total	666	100.0	917	100.0	100.0
-6 No answer	8		14		
Sum	674		931		

**C192 Amount of alcohol usage**

cf. X527

On a typical day when you drink alcohol, how many glasses of alcohol do you drink?

A glass is equivalent to one strong beer, a glass of wine, 4 cl of spirits or the equivalent.

	LNU		All		All weighted
	N	%	N	%	%
1 1-2 glasses	416	89.7	565	91.1	89.4
2 3-4	38	8.2	42	6.8	8.4
3 5-6	5	1.1	5	0.8	1.1
4 10 or more	1	0.2	1	0.2	0.2
5 Don't know	4	0.9	7	1.1	1.0
Total	464	100.0	620	100.0	100.0
-6 No answer	10		16		
-5 IP does not drink alcohol	200		295		
Sum	674		931		

**Med ett "glas" menas:****50 cl folköl****33 cl starköl****10-15 cl vitt eller rött vin****5-8 cl starkvin****4 cl spirit tex whisky**

---

**C193      Frequency of binge drinking**How often do you drink 5 or more glasses on the same occasion?

---

	LNU		All		All weighted
	N	%	N	%	%
1 Almost every day (at least 5 days a week)	3	0.6	3	0.5	0.7
2 Several times a week (3-4 times a week)	3	0.6	4	0.6	0.7
3 A few times a week (1-2 times a week)	2	0.4	2	0.3	0.4
4 2-3 times a month	5	1.1	6	1.0	1.1
5 Once a month	8	1.7	9	1.5	1.7
6 1-6 times a year	31	6.7	35	5.7	6.9
7 Never	412	88.8	560	90.5	88.5
Total	464	100.0	619	100.0	100.0
-6 No answer	10		17		
-5 IP does not drink alcohol	200		295		
Sum	674		931		

---

## Cognitive tests

### C194 Registration

S243, Z523,  
Q135

*Direct interviews only.*

Now I would like to do some memory tests. I will start by naming three objects that I would like you to remember: key, toothbrush, lamp. Can you please repeat the objects?

	LNU		All		All weighted
	N	%	N	%	%
1 Yes, IP repeated the words	476	93.9	622	92.7	93.7
2 No, IP did not repeat the words	31	6.1	49	7.3	6.3
Total	507	100.0	671	100.0	100.0
-2 Indirect interview	106		187		
-1 Questionnaire	61		73		
Sum	674		931		

### Orientation

cf. Q136

*Direct interviews only.*

### C195 Weekday

S246, Z524

Which day of the week is it today?

	LNU		All		All weighted
	N	%	N	%	%
1 Correct answer	470	92.7	609	90.8	93.2
2 Incorrect answer	37	7.3	62	9.2	6.8
Total	507	100.0	671	100.0	100.0
-2 Indirect interview	106		187		
-1 Questionnaire	61		73		
Sum	674		931		



**C196****Year**S247, Z525,  
Q136a

What year is it now?

	LNU		All		All weighted
	N	%	N	%	%
1 Correct answer	476	92.1	594	88.5	92.4
2 Incorrect answer	40	7.9	77	11.5	7.6
Total	507	100.0	671	100.0	100.0
-2 Indirect interview	106		187		
-1 Questionnaire	61		73		
Sum	674		931		

**C197****Month**S248, Z526,  
Q136b

Which month is it now?

	LNU		All		All weighted
	N	%	N	%	%
1 Correct answer	479	94.5	619	92.3	94.8
2 Incorrect answer	28	5.5	52	7.7	5.2
Total	507	100.0	671	100.0	100.0
-2 Indirect interview	106		187		
-1 Questionnaire	61		73		
Sum	674		931		

**C198****Date**S249, Z527, cf.  
Q136c

What is today's date? (If IP answers with yesterday's date or tomorrow's, the interviewer should make a note of this)

	LNU		All		All weighted
	N	%	N	%	%
1 Correct answer	411	81.1	526	78.4	81.2
2 Incorrect answer	62	12.2	102	15.2	12.0
3 IP answered yesterday's or tomorrow's date	34	6.7	43	6.4	6.8
Total	507	100.0	671	100.0	100.0
-2 Indirect interview	106		187		
-1 Questionnaire	61		73		
Sum	674		931		

**C199****Country**

S250, Z528, Q136d

What country are we in?

	LNU		All		All weighted
	N	%	N	%	%
1 Correct answer	506	99.8	667	99.4	99.7
2 Incorrect answer	1	0.2	4	0.6	0.3
Total	507	100.0	671	100.0	100.0
-2 Indirect interview	106		187		
-1 Questionnaire	61		73		
Sum	674		931		

**Delayed recall**

Q137

*Direct interviews only.*

Could you please repeat the three items I mentioned before?

The order does not matter.

**C200****Key**

S251, Z529, Q137a

	LNU		All		All weighted
	N	%	N	%	%
1 IP can repeat the item	359	70.8	448	66.8	72.4
2 IP cannot repeat the item	148	29.2	223	33.2	27.6
Total	507	100.0	671	100.0	100.0
-2 Indirect interview	106		187		
-1 Questionnaire	61		73		
Sum	674		931		

**C201****Toothbrush**

S252, Z530, Q137b

	LNU		All		All weighted
	N	%	N	%	%
1 IP can repeat the item	369	72.8	462	68.9	73.5
2 IP cannot repeat the item	138	27.2	209	31.1	26.5
Total	507	100.0	671	100.0	100.0
-2 Indirect interview	106		187		
-1 Questionnaire	61		73		
Sum	674		931		

---

**C202      Lamp**S253, Z531, Q137c

---

	LNU		All		All weighted
	N	%	N	%	%
1 IP can repeat the item	310	61.1	372	55.4	61.2
2 IP cannot repeat the item	197	38.9	299	44.6	38.8
Total	507	100.0	671	100.0	100.0
-2 Indirect interview	106		187		
-1 Questionnaire	61		73		
Sum	674		931		

---

**Attention/concentration**

cf. Q138

*Direct interviews only.*

Subtract seven (7) from 100. Then keep subtracting seven (7) from what is left.

A correct answer is only depending on the last answer; the answer is correct as long as it is the last number stated minus seven even if the last answer was incorrect.

---

**C203      Number of correct answers**

cf. S260, cf. Z537

Summarised index of C-C.

---

	LNU		All		All weighted
	N	%	N	%	%
0 No correct answers	4	0.8	7	1.1	0.9
1 1 correct answer	81	16.0	123	18.6	16.4
2 2 correct answers	32	6.3	41	6.2	6.0
3 3 correct answers	22	4.3	33	5.0	4.4
4 4 correct answers	19	3.8	25	3.8	3.9
5 5 correct answers	265	52.4	308	46.5	51.9
6 IP cannot answer	83	16.4	126	19.0	16.5
Total	506	100.0	663	100.0	100.0
-6 No answer	1		8		
-2 Indirect interview	106		187		
-1 Questionnaire	61		73		
Sum	674		931		

---

<b>C204</b>	<b>First answer</b>	S255, Z532
<b>C205</b>	<b>Second answer</b>	S256, Z533
<b>C206</b>	<b>Third answer</b>	S257, Z534
<b>C207</b>	<b>Fourth answer</b>	S258, Z535
<b>C208</b>	<b>Fifth answer</b>	S259, Z536

### Comprehension

cf. Q140

*Direct interviews only.*

Take the paper with your non-dominant hand, fold it in half and put it on the table in front of you.

<b>C209</b>	<b>Right or left handed</b>	Z540
	Are you right or left handed?	

	LNU		All		All weighted
	N	%	N	%	%
1 Right handed	431	95.6	568	95.5	95.8
2 Left handed	20	4.4	27	4.5	4.2
Total	451	100.0	595	100.0	100.0
-4 Telephone interview	70		91		
-2 Indirect interview	106		187		
-1 Questionnaire	47		58		
Sum	674		931		

<b>C210</b>	<b>Taking the paper</b>	Z541, cf. Q140a
	IP takes the paper with the correct hand	

	LNU		All		All weighted
	N	%	N	%	%
1 IP managed the task	428	94.9	551	92.6	94.5
2 IP did not manage the task	23	5.1	44	7.4	5.5
Total	451	100.0	595	100.0	100.0
-4 Telephone interview	70		91		
-2 Indirect interview	106		187		
-1 Questionnaire	47		58		
Sum	674		931		

---

**C211 Folding the paper**

Z542, cf. Q140b

IP folds the paper in half

---

	LNU		All		All weighted
	N	%	N	%	%
1 IP managed the task	438	97.1	567	95.3	97.2
2 IP did not manage the task	13	2.9	28	4.7	2.8
Total	451	100.0	595	100.0	100.0
-4 Telephone interview	70		91		
-2 Indirect interview	106		187		
-1 Questionnaire	47		58		
Sum	674		931		

---

**C212 Putting the paper on the table**

Z543, cf. Q140c

IP puts the paper on the table

---

	LNU		All		All weighted
	N	%	N	%	%
1 IP managed the task	419	92.9	542	91.1	93.0
2 IP did not manage the task	32	7.1	53	8.9	7.0
Total	451	100.0	595	100.0	100.0
-4 Telephone interview	70		91		
-2 Indirect interview	106		187		
-1 Questionnaire	47		58		
Sum	674		931		

---

**Visual-spatial ability**

Q139

*Direct interviews only.*Draw figure (overlapping pentagons)

---

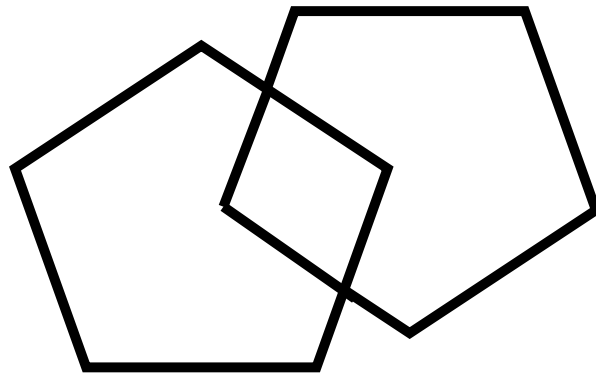
**C213 IP has drawn figure**Z538

---

	LNU		All		All weighted
	N	%	N	%	%
1 IP has drawn figure	421	93.3	540	90.8	93.9
2 IP has not drawn figure	30	6.7	55	9.2	6.1
Total	451	100.0	595	100.0	100.0
-4 Telephone interview	70		91		
-2 Indirect interview	106		187		
-1 Questionnaire	47		58		
Sum	674		931		

---

	LNU		All		All weighted
	N	%	N	%	%
1 Correctly drawn figure	314	74.6	380	70.4	74.6
2 Incorrectly drawn figure	107	25.4	160	29.6	25.4
Total	421	100.0	540	100.0	100.0
-5 IP has not drawn figure	30		55		
-4 Telephone interview	70		91		
-2 Indirect interview	106		187		
-1 Questionnaire	47		58		
-4 Telephone interview	674		931		



The mini-mental state examination results are nearly comparable to the results from SWEOLD 1992 and 2002. In 1992 the scale was 0-17 as there was one less question under "orientation".

Cognitive performance is based on items from the Mini Mental State Examination (Folstein et al., 1975). The short form consists of six items:

1. Registration: Registering and repeating three objects (one point if all three registered after one trail).
2. Orientation: Which weekday/year/month/date is it now? What country are we in? (one point each).
3. Delayed recall: Repeat the three objects from the first task (one point each).
4. Attention/concentration: Subtract 7 from 100, repeat five times (one point each).
5. Visual-spatial ability: The ability to correctly draw a copy of a geometric figure (one point).
6. Comprehension: Take a piece of paper, fold it and place it on the table (one point each step).

Thus, the scoring ranges between 0 and 18, with values rounded to the closest integer. All missing values were treated as incorrect answers. Similar versions of the test have been described in detail by Parker, Gatz and Thorslund (Parker et al., 1996).

	LNU	All	All weighted
Minimum value	0	0	0
Maximum value	18	18	18
Mean	14.7	14.1	14.7
Std. Deviation	3.2	3.6	3.2
Valid	507	671	499
-6 No answer	14	15	14
-2 Indirect interview	106	187	102
-1 Questionnaire	47	58	46
Sum	674	931	662

---

**C216****Mini-mental state examination II (11)**

cf. Z546

Cognitive performance is based on items from the Mini Mental State Examination (Folstein et al., 1975). The short form consists of five items:

1. Registration: Registering and repeating three objects (one point if all three registered after one trail).
2. Orientation: Which year/month/date is it now? What country are we in? (one point each).
3. Delayed recall: Repeat the three objects from the first task (one point each).
4. Attention/concentration: Subtract 7 from 100, repeat five times (0.4 points each).
5. Visual-spatial ability: The ability to correctly draw a copy of a geometric figure (one point).

Thus, the scoring range is between 0 and 11, with values rounded to the closest integer. All missing values were treated as incorrect answers. Similar versions of the test have been described in detail by Parker, Gatz and Thorslund (Parker et al., 1996).

---

	LNU	All	All weighted
Minimum value	0	0	0
Maximum value	11	11	11
Mean	8.1	7.8	8.1
Std. Deviation	2.0	2.1	2.0
Valid	507	671	499
-6 No answer	14	15	14
-2 Indirect interview	106	187	102
-1 Questionnaire	47	58	46
Sum	674	931	662

---

**C217****Dichotomised MMSE (11)**

Z545

Based on C216. Cut-off <7.0 out of 11.

A value less than 7 is coded as low cognition (did not manage test).

---

	LNU		All		All weighted
	N	%	N	%	%
1 Managed test	411	81.1	505	75.3	82.1
2 Did not manage test	96	18.9	166	24.7	17.9
Total	507	100.0	671	100.0	100.0
-6 No answer	14		15		
-2 Indirect interview	106		187		
-1 Questionnaire	47		58		
Sum	674		931		

---



# IADL – Instrumental Activities of Daily Living

The questions C218-C250 are not answered by those currently living in institutional care.

**C218**      **Buying food**      S132, Z364, Q88,  
Do you usually buy food yourself?

	LNU		All		All weighted
	N	%	N	%	%
1 Yes, completely by myself	362	62.1	426	56.3	62.0
2 Yes, with help	110	18.9	144	19.0	18.7
3 No, not at all	111	19.0	186	24.6	19.3
Total	583	100.0	756	100.0	100.0
-6 No answer	5		8		
-3 Living in an institution	86		167		
Sum	674		931		

## Help to buy food

Q89

If answering no or help needed, who usually helps you to buy food?

Several answers possible.

A detailed description on each child who is helping is presented in the chapter “Children – background, financial transfers and help”.

**C219**      **Husband/wife/cohabitant**      S133, Z365,  
Q89a

	LNU		All		All weighted
	N	%	N	%	%
0 Not mentioned	102	51.0	176	58.9	51.0
1 Mentioned	98	49.0	123	41.1	49.0
Total	200	100.0	299	100.0	100.0
-6 No answer	1		3		
-5 No help needed	324		386		
-3 Living in an institution	86		167		
-1 Questionnaire <sup>a</sup>	63		76		
Sum	674		931		

<sup>a)</sup> The question about who helps was not asked in the questionnaire.

**C220 Daughter**

S134, Z366

	LNU		All		All weighted
	N	%	N	%	%
0 Not mentioned	162	81.0	239	79.9	81.0
1 Mentioned	38	19.0	60	20.1	19.0
Total	200	100.0	299	100.0	100.0
-6 No answer	1		3		
-5 No help needed	324		386		
-3 Living in an institution	86		167		
-1 Questionnaire <sup>a</sup>	63		76		
Sum	674		931		

<sup>a)</sup> The question about who helps was not asked in the questionnaire.

**C221 Son**

S135, Z367

	LNU		All		All weighted
	N	%	N	%	%
0 Not mentioned	176	88.0	256	85.6	88.0
1 Mentioned	24	12.0	43	14.4	12.0
Total	200	100.0	299	100.0	100.0
-6 No answer	1		3		
-5 No help needed	324		386		
-3 Living in an institution	86		167		
-1 Questionnaire <sup>a</sup>	63		76		
Sum	674		931		

<sup>a)</sup> The question about who helps was not asked in the questionnaire.

**C222 Other female relative**

S136, Z368

	LNU		All		All weighted
	N	%	N	%	%
0 Not mentioned	192	96.0	286	95.7	96.6
1 Mentioned	8	4.0	13	4.3	3.4
Total	200	100.0	299	100.0	100.0
-6 No answer	1		3		
-5 No help needed	324		386		
-3 Living in an institution	86		167		
-1 Questionnaire <sup>a</sup>	63		76		
Sum	674		931		

<sup>a)</sup> The question about who helps was not asked in the questionnaire.

**C223 Other male relative**

S137, Z369

	LNU		All		All weighted
	N	%	N	%	%
0 Not mentioned	197	98.5	295	98.7	98.5
1 Mentioned	3	1.5	4	1.3	1.5
Total	200	100.0	299	100.0	100.0
-6 No answer	1		3		
-5 No help needed	324		386		
-3 Living in an institution	86		167		
-1 Questionnaire <sup>a</sup>	63		76		
Sum	674		931		

<sup>a)</sup> The question about who helps was not asked in the questionnaire.

**C224 Other person**

S138, Z370

	LNU		All		All weighted
	N	%	N	%	%
0 Not mentioned	193	96.5	290	97.0	96.5
1 Mentioned	7	3.5	9	3.0	3.5
Total	200	100.0	299	100.0	100.0
-6 No answer	1		3		
-5 No help needed	324		386		
-3 Living in an institution	86		167		
-1 Questionnaire <sup>a</sup>	63		76		
Sum	674		931		

<sup>a)</sup> The question about who helps was not asked in the questionnaire.

**C225 The home-care services**S139, Z371,  
Q89f

	LNU		All		All weighted
	N	%	N	%	%
0 Not mentioned	159	79.5	227	75.9	80.8
1 Mentioned	41	20.5	72	24.1	19.2
Total	200	100.0	299	100.0	100.0
-6 No answer	1		3		
-5 No help needed	324		386		
-3 Living in an institution	86		167		
-1 Questionnaire <sup>a</sup>	63		76		
Sum	674		931		

<sup>a)</sup> The question about who helps was not asked in the questionnaire.

**C226 Privately paid help**

S140, Z372

	LNU		All		All weighted
	N	%	N	%	%
0 Not mentioned	197	98.5	293	98.0	98.1
1 Mentioned	3	1.5	6	2.0	1.9
Total	200	100.0	299	100.0	100.0
-6 No answer	1		3		
-5 No help needed	324		386		
-3 Living in an institution	86		167		
-1 Questionnaire <sup>a</sup>	63		76		
Sum	674		931		

<sup>a)</sup> The question about who helps was not asked in the questionnaire.

**C227 Volunteer organisation**

S141, Z373

(Red Cross, the church etc.)

	LNU		All		All weighted
	N	%	N	%	%
0 Not mentioned	200	100.0	293	98.0	99.9
1 Mentioned	0	0.0	6	2.0	0,1
Total	200	100.0	299	100.0	100.0
-6 No answer	1		3		
-5 No help needed	324		386		
-3 Living in an institution	86		167		
-1 Questionnaire <sup>a</sup>	63		76		
Sum	674		931		

<sup>a)</sup> The question about who helps was not asked in the questionnaire.

**C228 Ability to buy food**S143, Z375,  
Q90

Would you be able to buy food if you had to?

	LNU		All		All weighted
	N	%	N	%	%
1 Yes	88	44.0	113	37.9	42.3
2 No	102	51.0	170	57.0	52.4
3 Do not know	10	5.0	15	5.0	5.3
Total	200	100.0	298	100.0	100.0
-6 No answer	1		4		
-5 No help needed	324		386		
-3 Living in an institution	86		167		
-1 Questionnaire <sup>a</sup>	63		76		
Sum	674		931		

<sup>a)</sup> The question was not asked in the questionnaire.

---

**C229**      **Preparing food/cooking**S145, Z377, cf.  
Q91Do you usually prepare food yourself?

---

	LNU		All		All weighted
	N	%	N	%	%
1 Yes, completely by myself	404	69.4	476	63.3	68.7
2 Yes, with help	41	7.0	63	8.4	6.8
3 No, not at all	137	23.5	213	28.3	24.5
Total	582	100.0	752	100.0	100.0
-6 No answer	6		12		
-3 Living in an institution	86		167		
Sum	674		931		

---

**Help to prepare food/cook**

cf. Q92,

If answering no or help needed, who usually helps you to prepare food?

Several answers possible.

A detailed description on each child who is helping is presented in the chapter "Children – background, financial transfers and help".

---

**C230**      **Husband/wife/cohabitant**S146, Z378, cf.  
Q92a

	LNU		All		All weighted
	N	%	N	%	%
0 Not mentioned	47	29.2	99	39.4	30.1
1 Mentioned	114	70.8	152	60.6	69.9
Total	161	100.0	251	100.0	100.0
-6 No answer	1		5		
-5 No help needed	363		432		
-3 Living in an institution	86		167		
-1 Questionnaire <sup>a</sup>	63		76		
Sum	674		931		

---

<sup>a)</sup> The question about who helps was not asked in the questionnaire.

---

**C231 Daughter**

S147, Z379

	LNU		All		All weighted
	N	%	N	%	%
0 Not mentioned	151	93.8	234	93.2	93.0
1 Mentioned	10	6.2	17	6.8	7.0
Total	161	100.0	251	100.0	100.0
-6 No answer	1		5		
-5 No help needed	363		432		
-3 Living in an institution	86		167		
-1 Questionnaire <sup>a</sup>	63		76		
Sum	674		931		

<sup>a)</sup> The question about who helps was not asked in the questionnaire.

**C232 Son**

S148, Z380

	LNU		All		All weighted
	N	%	N	%	%
0 Not mentioned	159	98.8	246	98.0	99.4
1 Mentioned	2	1.2	5	2.0	0.6
Total	161	100.0	251	100.0	100.0
-6 No answer	1		5		
-5 No help needed	363		432		
-3 Living in an institution	86		167		
-1 Questionnaire <sup>a</sup>	63		76		
Sum	674		931		

<sup>a)</sup> The question about who helps was not asked in the questionnaire.

**C233 Other female relative**

S149, Z381

	LNU		All		All weighted
	N	%	N	%	%
0 Not mentioned	158	98.1	247	98.4	98.4
1 Mentioned	3	1.9	4	1.6	1.6
Total	161	100.0	251	100.0	100.0
-6 No answer	1		5		
-5 No help needed	363		432		
-3 Living in an institution	86		167		
-1 Questionnaire <sup>a</sup>	63		76		
Sum	674		931		

<sup>a)</sup> The question about who helps was not asked in the questionnaire.

**C234 Other male relative**

S150, Z382

	LNU		All		All weighted
	N	%	N	%	%
0 Not mentioned	159	98.8	248	98.8	98.8
1 Mentioned	2	1.2	3	1.2	1.2
Total	161	100.0	251	100.0	100.0
-6 No answer	1		5		
-5 No help needed	363		432		
-3 Living in an institution	86		167		
-1 Questionnaire <sup>a</sup>	63		76		
Sum	674		931		

<sup>a)</sup> The question about who helps was not asked in the questionnaire.

**C235 Other person**

S151, Z383

	LNU		All		All weighted
	N	%	N	%	%
0 Not mentioned	161	100.0	250	99.6	99.8
1 Mentioned	0	0.0	1	0.4	0.2
Total	161	100.0	251	100.0	100.0
-6 No answer	1		5		
-5 No help needed	363		432		
-3 Living in an institution	86		167		
-1 Questionnaire <sup>a</sup>	63		76		
Sum	674		931		

<sup>a)</sup> The question about who helps was not asked in the questionnaire.

**C236 The home-care services**S152, Z384, cf.  
Q92f

	LNU		All		All weighted
	N	%	N	%	%
0 Not mentioned	131	81.4	192	76.5	81.7
1 Mentioned	30	18.6	59	23.5	18.3
Total	161	100.0	251	100.0	100.0
-6 No answer	1		5		
-5 No help needed	363		432		
-3 Living in an institution	86		167		
-1 Questionnaire <sup>a</sup>	63		76		
Sum	674		931		

<sup>a)</sup> The question about who helps was not asked in the questionnaire.

**C237 Privately paid help**

S153, Z385

	LNU		All		All weighted
	N	%	N	%	%
0 Not mentioned	156	96.9	240	95.6	97.3
1 Mentioned	5	3.1	11	4.4	2.7
Total	161	100.0	251	100.0	100.0
-6 No answer	1		5		
-5 No help needed	363		432		
-3 Living in an institution	86		167		
-1 Questionnaire <sup>a</sup>	63		76		
Sum	674		931		

<sup>a)</sup> The question about who helps was not asked in the questionnaire.

**C238 Volunteer organisation**

S154, Z386

(Red Cross, the church etc.)

	LNU		All		All weighted
	N	%	N	%	%
0 Not mentioned	161	100.0	251	100.0	100.0
1 Mentioned	0	0.0	0	0.0	0.0
Total	161	100.0	251	100.0	100.0
-6 No answer	1		5		
-5 No help needed	363		432		
-3 Living in an institution	86		167		
-1 Questionnaire <sup>a</sup>	63		76		
Sum	674		931		

<sup>a)</sup> The question about who helps was not asked in the questionnaire.

**C239 Ability to prepare food/cook**S156, Z388,  
Q93

Would you be able to prepare food if you had to?

	LNU		All		All weighted
	N	%	N	%	%
1 Yes	96	59.6	122	48.6	55.1
2 No	58	36.0	114	45.4	39.7
3 Do not know	7	4.3	15	6.0	5.2
Total	161	100.0	251	100.0	100.0
-6 No answer	1		5		
-5 No help needed	363		432		
-3 Living in an institution	86		167		
-1 Questionnaire <sup>a</sup>	63		76		
Sum	674		931		

<sup>a)</sup> The question was not asked in the questionnaire.



---

**C240 Housecleaning**S158, Z390,  
Q94Do you usually clean the house by yourself?

---

	LNU		All		All weighted
	N	%	N	%	%
1 Yes, completely by myself	281	48.3	327	43.4	48.7
2 Yes, with help	130	22.3	164	21.8	21.6
3 No, not at all	171	29.4	263	34.9	29.7
Total	582	100.0	754	100.0	100.0
-6 No answer	6		10		
-3 Living in an institution	86		167		
Sum	674		931		

---

**Help to clean**

Q95

If answering no or help needed, who usually helps you with the cleaning?

Several answers possible.

A detailed description on each child who is helping is presented in the chapter “Children –background, financial transfers and help”.

---

**C241 Husband/wife/cohabitant**S159, Z391,  
Q95a

	LNU		All		All weighted
	N	%	N	%	%
0 Not mentioned	155	55.6	264	62.0	55.9
1 Mentioned	124	44.4	151	38.0	44.1
Total	279	100.0	397	100.0	100.0
-6 No answer	1		4		
-5 No help needed	245		287		
-3 Living in an institution	86		167		
-1 Questionnaire <sup>a</sup>	63		76		
Sum	674		931		

---

<sup>a</sup>) The question about who helps was not asked in the questionnaire.

---

**C242 Daughter**

S160, Z392

	LNU		All		All weighted
	N	%	N	%	%
0 Not mentioned	248	88.9	353	88.9	88.6
1 Mentioned	31	11.1	44	11.1	11.4
Total	279	100.0	397	100.0	100.0
-6 No answer	1		4		
-5 No help needed	245		287		
-3 Living in an institution	86		167		
-1 Questionnaire <sup>a</sup>	63		76		
Sum	674		931		

<sup>a)</sup> The question about who helps was not asked in the questionnaire.

**C243 Son**

S161, Z393

	LNU		All		All weighted
	N	%	N	%	%
0 Not mentioned	267	95.7	379	95.5	96.0
1 Mentioned	12	4.3	18	4.5	4.0
Total	279	100.0	397	100.0	100.0
-6 No answer	1		4		
-5 No help needed	245		287		
-3 Living in an institution	86		167		
-1 Questionnaire <sup>a</sup>	63		76		
Sum	674		931		

<sup>a)</sup> The question about who helps was not asked in the questionnaire.

**C244 Other female relative**

S162, Z394

	LNU		All		All weighted
	N	%	N	%	%
0 Not mentioned	269	96.4	381	96.0	96.0
1 Mentioned	10	3.6	16	4.0	4.0
Total	279	100.0	397	100.0	100.0
-6 No answer	1		4		
-5 No help needed	245		287		
-3 Living in an institution	86		167		
-1 Questionnaire <sup>a</sup>	63		76		
Sum	674		931		

<sup>a)</sup> The question about who helps was not asked in the questionnaire.

**C245 Other male relative**

S163, Z395

	LNU		All		All weighted
	N	%	N	%	%
0 Not mentioned	275	98.6	393	99.0	98.5
1 Mentioned	4	1.4	4	1.0	1.5
Total	279	100.0	397	100.0	100.0
-6 No answer	1		4		
-5 No help needed	245		287		
-3 Living in an institution	86		167		
-1 Questionnaire <sup>a</sup>	63		76		
Sum	674		931		

<sup>a)</sup> The question about who helps was not asked in the questionnaire.

**C246 Other person**

S164, Z396

	LNU		All		All weighted
	N	%	N	%	%
0 Not mentioned	274	98.2	391	98.5	98.1
1 Mentioned	5	1.8	6	1.5	1.9
Total	279	100.0	397	100.0	100.0
-6 No answer	1		4		
-5 No help needed	245		287		
-3 Living in an institution	86		167		
-1 Questionnaire <sup>a</sup>	63		76		
Sum	674		931		

<sup>a)</sup> The question about who helps was not asked in the questionnaire.

**C247 The home-care services**

S165, Z397, Q95f

	LNU		All		All weighted
	N	%	N	%	%
0 Not mentioned	194	69.5	250	63.0	69.2
1 Mentioned	85	30.5	147	37.0	30.8
Total	279	100.0	397	100.0	100.0
-6 No answer	1		4		
-5 No help needed	245		287		
-3 Living in an institution	86		167		
-1 Questionnaire <sup>a</sup>	63		76		
Sum	674		931		

<sup>a)</sup> The question about who helps was not asked in the questionnaire.

**C248 Privately paid help**

S166, Z398

	LNU		All		All weighted
	N	%	N	%	%
0 Not mentioned	246	88.2	351	88.4	88.3
1 Mentioned	33	11.8	46	11.6	11.7
Total	279	100.0	397	100.0	100.0
-6 No answer	1		4		
-5 No help needed	245		287		
-3 Living in an institution	86		167		
-1 Questionnaire <sup>a</sup>	63		76		
Sum	674		931		

<sup>a)</sup> The question about who helps was not asked in the questionnaire.

**C249 Volunteer organisation**

S167, Z399

(Red Cross, the church etc.)

	LNU		All		All weighted
	N	%	N	%	%
0 Not mentioned	279	100.0	397	100.0	100.0
1 Mentioned	0	0.0	0	0.0	0.0
Total	279	100.0	397	100.0	100.0
-6 No answer	1		4		
-5 No help needed	245		287		
-3 Living in an institution	86		167		
-1 Questionnaire <sup>a</sup>	63		76		
Sum	674		931		

<sup>a)</sup> The question about who helps was not asked in the questionnaire.

**C250 Ability to clean**S169, Z401, cf. Q96,  
cf. CLEAN

Would you be able to do the cleaning yourself if you had to?

	LNU		All		All weighted
	N	%	N	%	%
1 Yes	117	41.9	143	36.2	41.0
2 No	153	54.8	238	60.3	55.2
3 Do not know	9	3.2	14	3.5	3.8
Total	279	100.0	395	100.0	100.0
-6 No answer	1		6		
-5 No help needed	245		287		
-3 Living in an institution	86		167		
-1 Questionnaire <sup>a</sup>	63		76		
Sum	674		931		

<sup>a)</sup> The question was not asked in the questionnaire.

---

**C251 Summarised index of IADL**

S190, Z422, cf. IADL

Number of IADL tasks buying food (C218), preparing food/cooking (C229) and cleaning the house (C240) that the IP could manage completely by him/herself.

---

	LNU		All		All weighted
	N	%	N	%	%
0 Not able to perform any of the tasks	115	19.8	188	25.0	20.2
1 Able to perform one of the tasks	118	20.3	159	21.2	20.3
2 Able to perform two of the tasks	119	20.5	147	19.6	19.7
3 Able to perform all three tasks	229	39.4	257	34.2	39.8
Total	581	100.0	751	100.0	100.0
-6 No answer	7		13		
-3 Living in an institution	86		167		
Sum	674		931		

---

## ADL – Activities of Daily Living

### C252 Bathing or showering

S171, cf. Z403,  
Q102

Can you bathe/shower by yourself?

	LNU		All		All weighted
	N	%	N	%	%
1 Yes, manage completely by myself	505	75.9	629	69.0	77.2
2 Yes, with help	67	10.1	118	12.9	9.9
3 No, not at all	93	14.0	165	18.1	12.9
Total	665	100.0	912	100.0	100.0
-6 No answer	9		19		
Sum	674		931		

### Help to bathe or shower

If answering no or help needed, who usually helps you bathe/shower?

Several answers possible.

A detailed description on each child who is helping is presented in the chapter “Children –background, financial transfers and help”.

### C253 Husband/wife/cohabitant

S172, cf.Z404

	LNU		All		All weighted
	N	%	N	%	%
0 Not mentioned	65	76.5	112	80.6	77.5
1 Mentioned	20	23.5	27	19.4	22.5
Total	85	100.0	139	100.0	100.0
-6 No answer	0		1		
-5 No help needed	440		548		
-3 Living in an institution	86		167		
-1 Questionnaire <sup>a</sup>	63		76		
Sum	674		931		

<sup>a)</sup> The question about who helps was not asked in the questionnaire.

**C254 Daughter**

S173, cf.Z405

	LNU		All		All weighted
	N	%	N	%	%
0 Not mentioned	74	87.1	126	90.6	88.8
1 Mentioned	11	12.9	13	9.4	11.2
Total	85	100.0	139	100.0	100.0
-6 No answer	0		1		
-5 No help needed	440		548		
-3 Living in an institution	86		167		
-1 Questionnaire <sup>a</sup>	63		76		
Sum	674		931		

<sup>a)</sup> The question about who helps was not asked in the questionnaire.

**C255 Son**

S174, cf.Z406

	LNU		All		All weighted
	N	%	N	%	%
0 Not mentioned	83	97.6	137	98.6	98.9
1 Mentioned	2	2.4	2	1.4	1.1
Total	85	100.0	139	100.0	100.0
-6 No answer	0		1		
-5 No help needed	440		548		
-3 Living in an institution	86		167		
-1 Questionnaire <sup>a</sup>	63		76		
Sum	674		931		

<sup>a)</sup> The question about who helps was not asked in the questionnaire.

**C256 Other female relative**

S175, cf.Z407

	LNU		All		All weighted
	N	%	N	%	%
0 Not mentioned	83	97.6	136	97.8	97.5
1 Mentioned	2	2.4	3	2.2	2.5
Total	85	100.0	139	100.0	100.0
-6 No answer	0		1		
-5 No help needed	440		548		
-3 Living in an institution	86		167		
-1 Questionnaire <sup>a</sup>	63		76		
Sum	674		931		

<sup>a)</sup> The question about who helps was not asked in the questionnaire.

---

**C257 Other male relative**S176, cf.Z408

---

	LNU		All		All weighted
	N	%	N	%	%
0 Not mentioned	85	100.0	139	100.0	100.0
Total	85	100.0	139	100.0	100.0
-6 No answer	0		1		
-5 No help needed	440		548		
-3 Living in an institution	86		167		
-1 Questionnaire <sup>a</sup>	63		76		
Sum	674		931		

<sup>a)</sup> The question about who helps was not asked in the questionnaire.

---

**C258 Other person**S177, cf.Z409

---

	LNU		All		All weighted
	N	%	N	%	%
0 Not mentioned	85	100.0	139	100.0	100.0
Total	85	100.0	139	100.0	100.0
-6 No answer	0		1		
-5 No help needed	440		548		
-3 Living in an institution	86		167		
-1 Questionnaire <sup>a</sup>	63		76		
Sum	674		931		

<sup>a)</sup> The question about who helps was not asked in the questionnaire.

---

**C259 The home-care services**S178, cf.Z410

---

	LNU		All		All weighted
	N	%	N	%	%
0 Not mentioned	33	38.8	51	36.7	37.9
1 Mentioned	52	61.2	88	63.3	62.1
Total	85	100.0	139	100.0	100.0
-6 No answer	0		1		
-5 No help needed	440		548		
-3 Living in an institution	86		167		
-1 Questionnaire <sup>a</sup>	63		76		
Sum	674		931		

<sup>a)</sup> The question about who helps was not asked in the questionnaire.



---

**C260 Nursing staff in institution**

---

	LNU		All		All weighted
	N	%	N	%	%
0 Not mentioned	88	57.1	142	52.4	57.2
1 Mentioned	66	42.9	129	47.6	42.8
Total	154	100.0	271	100.0	100.0
-6 No answer	1		4		
-5 No help needed	449		566		
-1 Questionnaire <sup>a</sup>	63		76		
Sum	674		931		

<sup>a)</sup> The question about who helps was not asked in the questionnaire.

---

**C261 Privately paid help**

---

S179, cf.Z411

	LNU		All		All weighted
	N	%	N	%	%
0 Not mentioned	84	98.8	138	99.3	99.9
1 Mentioned	1	1.2	1	0.7	0.1
Total	85	100.0	139	100.0	100.0
-6 No answer	0		1		
-5 No help needed	440		548		
-3 Living in an institution	86		167		
-1 Questionnaire <sup>a</sup>	63		76		
Sum	674		931		

<sup>a)</sup> The question about who helps was not asked in the questionnaire.

---

**C262 Volunteer organisation**

---

S180, cf.Z412

(Red Cross, the church etc.)

	LNU		All		All weighted
	N	%	N	%	%
0 Not mentioned	85	100.0	139	100.0	100.0
1 Mentioned	0	0.0	0	0.0	0.0
Total	85	100.0	139	100.0	100.0
-6 No answer	0		1		
-5 No help needed	440		548		
-3 Living in an institution	86		167		
-1 Questionnaire <sup>a</sup>	63		76		
Sum	674		931		

<sup>a)</sup> The question about who helps was not asked in the questionnaire.

---

**C263 Eating**

S184, Z416, Q97

Can you eat by yourself?

	LNU		All		All weighted
	N	%	N	%	%
1 Yes, manage completely by myself	646	97.1	881	96.5	97.2
2 Yes, with help	15	2.3	22	2.4	2.4
3 No, not at all	4	0.6	10	1.1	0.4
Total	665	100.0	913	100.0	100.0
-6 No answer	9		18		
Sum	674		931		

**C264 Toilet visits**

S185, Z417, Q98

Can you go to the toilet by yourself?

	LNU		All		All weighted
	N	%	N	%	%
1 Yes, manage completely by myself	607	91.0	807	88.3	91.3
2 Yes, with help	24	3.6	49	5.4	3.6
3 No, not at all	36	5.4	58	6.3	5.1
Total	667	100.0	914	100.0	100.0
-6 No answer	7		17		
Sum	674		931		

**C265 Dressing and undressing**

S186, Z418, Q100

Can you dress and undress yourself?

	LNU		All		All weighted
	N	%	N	%	%
1 Yes, manage completely by myself	574	86.1	753	82.3	86.8
2 Yes, with help	51	7.6	88	9.6	7.0
3 No, not at all	42	6.3	74	8.1	6.2
Total	667	100.0	915	100.0	100.0
-6 No answer	7		16		
Sum	674		931		

**C266 Getting up and going to bed**

S187, Z419, Q101

Can you get in and out of bed by yourself?

	LNU		All		All weighted
	N	%	N	%	%
1 Yes, manage completely by myself	605	90.7	797	87.3	90.7
2 Yes, with help	22	3.3	43	4.7	3.4
3 No, not at all	40	6.0	73	8.0	5.9
Total	667	100.0	913	100.0	100.0
-6 No answer	7		18		
Sum	674		931		

**C267 Cutting toenails**

S188, Z420, Q103

Can you cut your toenails by yourself?

	LNU		All		All weighted
	N	%	N	%	%
1 Yes, manage completely by myself	374	56.4	453	49.7	56.8
2 Yes, with help	51	7.7	73	8.0	7.4
3 No, not at all	235	35.4	378	41.5	35.3
4 Not relevant/has no toenails	3	0.5	7	0.8	0.5
Total	663	100.0	911	100.0	100.0
-6 No answer	11		20		
Sum	674		931		

**C268 Hair washing**

S189, Z421, Q104

Can you wash your hair by yourself?

	LNU		All		All weighted
	N	%	N	%	%
1 Yes, manage completely by myself	522	78.5	654	71.6	78.8
2 Yes, with help	48	7.2	87	9.5	7.4
3 No, not at all	95	14.3	170	18.6	13.7
4 Not relevant/has no hair	0	0.0	2	0.2	0.1
Total	665	100.0	913	100.0	100.0
-6 No answer	9		18		
Sum	674		931		

---

**C269****Summarised index of ADL I (5 tasks)**cf. S191\*, cf. Z423\*,  
cf. ADL1\*

Summarised index based on tasks in C263 (eating), C264 (toilet visits), C265 (dressing and undressing), C266 (getting up and going to bed) and C268 (hair washing).

0=did not manage task  
1=managed task with help  
2=managed task

\* What differs in SWEOLD 2011 compared to previous surveys, is the question whether you can shower yourself or not. This question was previously not asked to respondents living in an institution. In the 2011 survey the question was asked to all respondents. Therefore the question was excluded and replaced by asking whether the respondents are able to wash their hair.

---

	LNU		All		All weighted
	N	%	N	%	%
0 Not able to perform any of the tasks	4	0.6	8	0.9	0.4
1	9	1.4	11	1.2	1.5
2	18	2.7	34	3.7	2.6
3	4	0.6	13	1.4	0.8
4	3	0.5	9	1.0	0.6
5	7	1.1	10	1.1	1.0
6	15	2.3	27	3.0	2.1
7	19	2.9	32	3.5	2.6
8	33	5.0	55	6.1	4.5
9	45	6.8	75	8.3	6.6
10 Managed all five tasks	507	76.4	634	69.8	77.2
Total	664	100.0	908	100.0	100.0
-6 One or several answers missing	10		23		
Sum	674		931		

---

---

**C270 Summarised index of ADL II (5 tasks)**cf. S192\*, cf. Z424\*,  
cf. ADL2\*

Number of tasks IP could manage without help.  
Summarised index based on tasks in C263 (eating), C264 (toilet visits), C265 (dressing and undressing), C266 (getting up and going to bed) and C268 (hair washing).

\* What differs in SWEOLD 2011 compared to previous surveys, is the question whether you can shower yourself or not. This question was not asked previous years to respondents living in an institution. Therefore the question was excluded and replaced by asking whether the respondents are able to wash their hair.

---

	LNU		All		All weighted
	N	%	N	%	%
0 Not able to perform any of the tasks	14	2.1	24	2.6	2.1
1 One of the tasks	33	5.0	66	7.3	5.2
2 Two of the tasks	16	2.4	29	3.2	2.1
3 Three of the tasks	23	3.5	35	3.9	3.0
4 Four of the tasks	71	10.7	120	13.2	10.3
5 Managed all five tasks	507	76.4	634	69.8	77.2
Total	664	100.0	908	100.0	100.0
-6 One or several answers missing	10		23		
Sum	674		931		

---

**Home-care services**

Over the last 12 months have you or anyone else in your household received help with practical or personal tasks from the home-care services?

The questions C271-C276 are not answered by those currently living in institutional care.

---

**C271 Dichotomised home-care service**

S194, Z427, Q72

---

	LNU		All		All weighted
	N	%	N	%	%
1 Yes	134	22.8	215	28.2	22.6
2 No	453	77.2	548	71.8	77.4
Total	587	100.0	763	100.0	100.0
-6 No answer	1		1		
-3 Living in an institution	86		167		
Sum	674		931		

---

---

## If yes, who in the household received help?

Several answers possible.

---

### C272 Yes, I have myself

---

	LNU		All		All weighted
	N	%	N	%	%
0 Not mentioned	478	81.4	582	76.3	81.7
1 Mentioned	109	18.6	181	23.7	18.3
Total	587	100.0	763	100.0	100.0
-6 No answer	1		1		
-3 Living in an institution	86		167		
Sum	674		931		

---

### C273 Yes, my husband/wife/cohabitant

---

	LNU		All		All weighted
	N	%	N	%	%
0 Not mentioned	558	95.1	725	95.0	95.2
1 Mentioned	29	4.9	38	5.0	4.8
Total	587	100.0	763	100.0	100.0
-6 No answer	1		1		
-3 Living in an institution	86		167		
Sum	674		931		

---

### C274 Yes, someone else in the family

---

	LNU		All		All weighted
	N	%	N	%	%
0 Not mentioned	583	99.3	757	99.2	99.4
1 Mentioned	4	0.7	6	0.8	0.6
Total	587	100.0	763	100.0	100.0
-6 No answer	1		1		
-3 Living in an institution	86		167		
Sum	674		931		

---

**C275 Frequency of visits by home-care services**S194, Z428 cf.  
Q72

How often does someone in your household get help from the home-care services?

	LNU		All		All weighted
	N	%	N	%	%
1 Daily	72	56.7	124	61.1	55.6
2 Several times a week	13	10.2	17	8.4	9.4
3 Once a week	16	12.6	24	11.8	12.0
4 Monthly	18	14.2	28	13.8	16.4
5 Less often	8	6.3	10	4.9	6.7
Total	127	100.0	203	100.0	100.0
-6 No answer	8		13		
-5 Receive no home-care services	453		548		
-3 Living in an institution	86		167		
Sum	674		931		

**C276 Privately paid help**

Z431

Have you paid for help with housework, such as cleaning, during the last 12 months?

	LNU		All		All weighted
	N	%	N	%	%
1 Yes, daily or several times a week	6	1.0	6	0.8	0.6
2 Yes, once a week	5	0.9	15	2.0	1.0
3 Yes, a few or several times a month	58	10.0	85	11.3	10.0
4 Yes, less often	76	13.1	92	12.3	12.5
5 No, never	436	75.0	553	73.6	75.8
Total	581	100.0	751	100.0	100.0
-6 No answer	7		13		
-3 Living in an institution	86		167		
Sum	674		931		

---

## C277 Frequency of getting help from relatives or friends

Do you normally get help with household or personal care tasks from relatives or friends (not living with you)?

The questions C277 – C285 are not answered by those currently living in institutional care.

---

	LNU		All		All weighted
	N	%	N	%	%
1 Yes, daily or several times a week	26	4.4	48	6.3	4.6
2 Yes, once a week	33	5.6	55	7.2	5.8
3 Yes, a few or several times a month	60	10.2	79	10.4	10.1
4 Yes, less often	72	12.3	100	13.2	12.4
5 No, never	393	67.1	473	62.3	66.6
6 Has no relatives or friends	2	0.3	4	0.5	0.5
Total	586	100.0	759	100.0	100.0
-6 No answer	2		5		
-3 Living in an institution	86		167		
Sum	674		931		

---

### If yes, who is it that normally helps you?

Several answers possible.

A detailed description on each child who is helping is presented in the chapter “Children – background, financial transfers and help”.

---

## C278 Daughter

	LNU		All		All weighted
	N	%	N	%	%
0 Not mentioned	78	45.9	115	45.6	44.1
1 Mentioned	92	54.1	137	54.4	55.9
Total	170	100.0	252	100.0	100.0
-6 No answer	2		6		
-5 No help received	353		430		
-3 Living in an institution	86		167		
-1 Questionnaire <sup>a</sup>	63		76		
Sum	674		931		

<sup>a)</sup> The question who helps were not asked in the questionnaire.

---



---

**C279 Son**

---

	LNU		All		All weighted
	N	%	N	%	%
0 Not mentioned	115	67.6	165	65.5	67.9
1 Mentioned	55	32.4	87	34.5	32.1
Total	170	100.0	252	100.0	100.0
-6 No answer	2		6		
-5 No help received	353		430		
-3 Living in an institution	86		167		
-1 Questionnaire <sup>a</sup>	63		76		
Sum	674		931		

<sup>a)</sup> The question who helps were not asked in the questionnaire.

---

**C280 Other female relative**

---

	LNU		All		All weighted
	N	%	N	%	%
0 Not mentioned	143	84.1	211	83.7	84.3
1 Mentioned	27	15.9	41	16.3	15.7
Total	170	100.0	252	100.0	100.0
-6 No answer	2		3		
-5 No help received	353		357		
-3 Living in an institution	86		167		
-1 Questionnaire <sup>a</sup>	63		76		
Sum	674		931		

<sup>a)</sup> The question who helps were not asked in the questionnaire.

---

**C281 Other male relative**

---

	LNU		All		All weighted
	N	%	N	%	%
0 Not mentioned	157	92.4	234	92.9	92.5
1 Mentioned	13	7.6	18	7.1	7.5
Total	170	100.0	252	100.0	100.0
-6 No answer	2		3		
-5 No help received	353		473		
-3 Living in an institution	86		167		
-1 Questionnaire <sup>a</sup>	63		76		
Sum	674		931		

<sup>a)</sup> The question who helps were not asked in the questionnaire.

---

---

## C282 Other person

---

	LNU		All		All weighted
	N	%	N	%	%
0 Not mentioned	145	85.3	216	85.7	85.4
1 Mentioned	25	14.7	36	14.3	14.6
Total	170	100.0	252	100.0	100.0
-6 No answer	2		3		
-5 No help received	353		357		
-3 Living in an institution	86		167		
-1 Questionnaire <sup>a</sup>	63		76		
Sum	674		931		

<sup>a)</sup> The question who helps were not asked in the questionnaire.

---

## C283 No source of help mentioned

---

	LNU		All		All weighted
	N	%	N	%	%
0 Not mentioned	171	99.9	250	99.2	99.9
1 Mentioned	0	0.1	2	0.8	0.1
Total	171	100.0	252	100.0	100.0
-6 No answer	2		3		
-5 No help received	353		357		
-3 Living in an institution	86		167		
-1 Questionnaire <sup>a</sup>	63		76		
Sum	674		931		

<sup>a)</sup> The question who helps were not asked in the questionnaire.

---

### Help from relatives or friends

Have you, over the last 12 months, received any help from relatives or friends (not living with you) with any of the following:

---

## C284 Repairs or maintenance

Z434, X772

---

	LNU		All		All weighted
	N	%	N	%	%
1 Yes	157	28.2	202	28.3	27.8
2 No	400	71.8	511	71.7	72.2
Total	557	100.0	713	100.0	100.0
-6 No answer	31		51		
-3 Living in an institution	86		167		
Sum	674		931		

---

---

**C285 Gardening**Z435

---

	LNU		All		All weighted
	N	%	N	%	%
1 Yes	164	30.9	212	31.0	30.3
2 No	367	69.1	471	69.0	69.7
Total	531	100.0	683	100.0	100.0
-6 No answer	57		81		
-3 Living in an institution	86		167		
Sum	674		931		

---

**C286 Private economy**

Z436

(paying the bills, taking care of insurance etc.)

---

	LNU		All		All weighted
	N	%	N	%	%
1 Yes	209	32.1	365	40.6	31.6
2 No	443	67.9	533	59.4	68.4
Total	652	100.0	898	100.0	100.0
-6 No answer	22		33		
Sum	674		931		

---

**C287 Buying clothes or other items**Z437

---

	LNU		All		All weighted
	N	%	N	%	%
1 Yes	219	33.5	366	40.8	32.9
2 No	435	66.5	532	59.2	67.1
Total	654	100.0	898	100.0	100.0
-6 No answer	20		33		
Sum	674		931		

---

**C288 Getting rides**

Z438

(e.g., to the doctor/pharmacy/hairdresser/bank)

---

	LNU		All		All weighted
	N	%	N	%	%
1 Yes	262	39.9	401	44.5	39.9
2 No	395	60.1	500	55.5	60.1
Total	657	100.0	901	100.0	100.0
-6 No answer	17		30		
Sum	674		931		

---

---

## If yes on the question C284-C288, who is it that normally helps you?

Several answers possible.

A detailed description on each child who is helping is presented in the chapter “Children – background, financial transfers and help”.

---

### C289 Daughter

---

	LNU		All		All weighted
	N	%	N	%	%
0 Not mentioned	123	51.9	198	54.6	53.2
1 Mentioned	114	48.1	177	45.4	46.8
Total	237	100.0	375	100.0	100.0
-5 No help received	367		466		
-1 Questionnaire <sup>a</sup>	63		76		
Sum	674		931		

<sup>a)</sup> The question who helps were not asked in the questionnaire.

---

### C290 Son

---

	LNU		All		All weighted
	N	%	N	%	%
0 Not mentioned	137	57.8	210	56.0	58.3
1 Mentioned	100	42.2	165	44.0	41.7
Total	237	100.0	375	100.0	100.0
-5 No help received	367		466		
-1 Questionnaire <sup>a</sup>	63		76		
Sum	674		931		

<sup>a)</sup> The question who helps were not asked in the questionnaire.

---

### C291 Other female relative

---

	LNU		All		All weighted
	N	%	N	%	%
0 Not mentioned	212	89.5	335	89.3	88.1
1 Mentioned	25	10.5	40	10.7	11.9
Total	237	100.0	375	100.0	100.0
-5 No help received	367		466		
-1 Questionnaire <sup>a</sup>	63		76		
Sum	674		931		

<sup>a)</sup> The question who helps were not asked in the questionnaire.

---

---

**C292 Other male relative**

---

	LNU		All		All weighted
	N	%	N	%	%
0 Not mentioned	214	90.3	334	89.1	90.8
1 Mentioned	23	9.7	41	10.9	9.2
Total	237	100.0	375	100.0	100.0
-5 No help received	367		466		
-1 Questionnaire <sup>a</sup>	63		76		
Sum	674		931		

<sup>a)</sup> The question who helps were not asked in the questionnaire.

---

**C293 Other persons**

---

	LNU		All		All weighted
	N	%	N	%	%
0 Not mentioned	171	72.2	283	75.5	72.8
1 Mentioned	66	27.8	92	24.5	27.2
Total	237	100.0	375	100.0	100.0
-5 No help received	367		466		
-1 Questionnaire <sup>a</sup>	63		76		
Sum	674		931		

<sup>a)</sup> The question who helps were not asked in the questionnaire.

---

**C294 No source of help mentioned**

---

	LNU		All		All weighted
	N	%	N	%	%
0 Not mentioned	234	98.7	369	98.4	98.5
1 Mentioned	3	1.3	6	1.6	1.5
Total	237	100.0	375	100.0	100.0
-5 No help received	367		466		
-1 Questionnaire <sup>a</sup>	63		76		
Sum	674		931		

<sup>a)</sup> The question who helps were not asked in the questionnaire.

---

---

**C295****Helping spouse with personal care**

S196, Z447

*To those cohabiting in ordinary housing or service flat: Do you help your wife/husband/cohabitant with personal care such as bathing/showering, dressing, getting into/out of bed and/or supervision?*

---

	LNU		All		All weighted
	N	%	N	%	%
1 Yes	35	11.7	45	12.6	11.4
2 No	265	88.3	313	87.4	88.6
Total	300	100.0	358	100.0	100.0
-6 No answer	4		5		
-5 Live alone	284		401		
-3 Living in an institution	86		167		
Sum	674		931		

---

## *Economic resources*

### **C296 Owner of house/apartment**

Do you own the house/apartment or are you renting?

Z448, Q113, X47, Y123,  
cf. U73, cf. V62, cf. W95

	LNU		All		All weighted
	N	%	N	%	%
1 Owns the house	229	39.6	274	36.6	38.2
2 Owns the apartment or equivalent	145	25.0	188	25.1	25.0
3 Rents housing	205	35.4	287	38.3	36.8
Total	579	100.0	749	100.0	100.0
-6 No answer	9		15		
-3 Living in an institution	86		167		
Sum	674		931		

### **C297 Ability to raise money**

If a situation suddenly arose where you had to raise  
14.000 SEK in a week, would you be able to manage it?

S198, Z449, Q116, X748,  
Y574, U576, cf. V602,  
cf. W375

	LNU		All		All weighted
	N	%	N	%	%
1 Yes	595	91.4	821	92.2	91.1
2 No	56	8.6	69	7.4	8.9
Total	651	100.0	890	95.6	100.0
-6 No answer	23		41		
Sum	674		931		

---

**C298**      **Ways of raising money**S199-S203, Z450-54,  
cf. Q117a-e, X749, Y575,  
U577, cf. V602, cf.  
W375If answering yes on ability to raise money:  
In what way?

---

	LNU		All		All weighted
	N	%	N	%	%
1 Withdrawal from own bank account or similar	569	95.6	789	96.2	84.4
2 Loan from a family member	14	2.4	18	2.2	2.1
3 Loan from other relatives or friends	5	0.8	5	0.6	0.7
4 Bank loan or equivalent	7	1.2	7	0.9	1.0
5 Other way	0	0.0	1	0.1	0.0
Total	595	100.0	820	100	100.0
-6 No answer	23		42		
-5 Not able to raise money	56		69		
Sum	674		931		

---

**C299**      **Financial difficulties**

Z456, Q118, X754, Y584

Have you at any time over the last 12 months had  
difficulties managing your current expenses for food,  
rent, bills, etc.?

---

	LNU		All		All weighted
	N	%	N	%	%
1 Yes	26	3.9	34	3.7	4.2
2 No	635	96.1	874	96.3	95.8
Total	661	100.0	908	100.0	100.0
-6 No answer	13		23		
Sum	674		931		

---

**If answering yes on financial difficulties.****How did you manage these difficulties?****By...**Several answers possible

---



---

**C300****Borrowing money from relatives or friends**Z457, Q119a

---

	LNU		All		All weighted
	N	%	N	%	%
1 Yes	14	53.8	15	44.1	48.2
2 No	12	46.2	19	55.9	51.8
Total	26	100.0	34	100.0	100.0
-6 No answer	13		23		
-5 No financial difficulty	635		874		
Sum	674		931		

---

**C301****Cutting down on food**Z459, Q119c

---

	LNU		All		All weighted
	N	%	N	%	%
1 Yes	9	34.6	10	29.4	33.9
2 No	17	65.4	24	70.6	66.1
Total	26	100.0	34	100.0	100.0
-6 No answer	13		23		
-5 No financial difficulty	635		874		
Sum	674		931		

---

**C302****Not paying the rent on time**Z460, Q119d

---

	LNU		All		All weighted
	N	%	N	%	%
1 Yes	0	0.0	0	0.0	0.0
2 No	24	100.0	32	100.0	100.0
Total	24	100.0	32	100.0	100.0
-6 No answer	15		25		
-5 No financial difficulty	635		874		
Sum	674		931		

---

---

**C303 Not paying other bills on time**Z461, Q119e

---

	LNU		All		All weighted
	N	%	N	%	%
1 Yes	2	8.3	3	9.4	7.0
2 No	22	91.7	29	90.6	93.0
Total	24	100.0	32	100.0	100.0
-6 No answer	15		25		
-5 No financial difficulty	635		874		
Sum	674		931		

---

**C304 Other way**Z462

---

	LNU		All		All weighted
	N	%	N	%	%
1 Yes	14	58.3	18	62.1	61.1
2 No	10	41.7	11	37.9	38.9
Total	24	100.0	29	100.0	100.0
-6 No answer	15		28		
-5 No financial difficulty	635		874		
Sum	674		931		

---

**C305 Cash margin**

Based on answering yes on questions C297 and answering "Withdrawal from own bank account or similar" on question C298.

---

	LNU		All		All weighted
	N	%	N	%	%
1 Yes	569	87.4	789	88.8	87.2
2 No	82	12.6	100	11.2	12.8
Total	651	100.0	889	100.0	100.0
-6 No answer	23		42		
Sum	674		931		

---

---

**C306 Giving financial support outside own household**

S205, Z463

Have you, over the last 12 months, given any financial support or gifts totalling 6.000 SEK or more to anyone outside your household?

---

	LNU		All		All weighted
	N	%	N	%	%
1 Yes	193	29.6	261	29.4	29.8
2 No	459	70.4	627	70.4	70.2
Total	652	100.0	888	100.0	100.0
-6 No answer	22		43		
Sum	674		931		

---

**To whom have you given financial support outside own household?**

Several answers possible.

A detailed description for each child is presented in the chapter "Children – background, financial transfers and help".

---

**C307 Daughter/daughters**

S206, Z464

	LNU		All		All weighted
	N	%	N	%	%
0 Not mentioned	89	46.1	123	47.1	46.6
1 Mentioned	104	53.9	138	52.9	53.4
Total	193	100.0	261	100.0	100.0
-6 No answer	22		43		
-5 Did not give financial support	459		627		
Sum	674		931		

---

**C308 Son/sons**

S207, Z465

	LNU		All		All weighted
	N	%	N	%	%
0 Not mentioned	110	57.0	151	57.9	56.8
1 Mentioned	83	43.0	110	42.1	43.2
Total	193	100.0	261	100.0	100.0
-6 No answer	22		43		
-5 Did not give financial support	459		627		
Sum	674		931		

---

---

**C309 Grandchild**S208, Z466

---

	LNU		All		All weighted
	N	%	N	%	%
0 Not mentioned	66	34.2	91	34.9	35.1
1 Mentioned	127	65.8	170	65.1	64.9
Total	193	100.0	261	100.0	100.0
-6 No answer	22		43		
-5 Did not give financial support	459		627		
Sum	674		931		

---

**C310 Other person**S209, Z467

---

	LNU		All		All weighted
	N	%	N	%	%
0 Not mentioned	178	92.2	234	89.7	90.7
1 Mentioned	15	7.8	27	10.3	9.3
Total	193	100.0	261	100.0	100.0
-6 No answer	22		43		
-5 Did not give financial support	459		627		
Sum	674		931		

---

**C311 Charitable organisation**

	LNU		All		All weighted
	N	%	N	%	%
0 Not mentioned	136	70.5	189	72.4	71.6
1 Mentioned	57	29.5	72	7.7	28.4
Total	193	100.0	261	100.0	100.0
-6 No answer	22		43		
-5 Did not give financial support	459		627		
Sum	674		931		

---

---

**C312 No answer**

---

S211

	LNU		All		All weighted
	N	%	N	%	%
0 Not mentioned	191	99.0	259	99.2	99.0
1 Mentioned	2	1.0	2	0.8	1.0
Total	193	100.0	261	100.0	100.0
-6 No answer	22		43		
-5 Did not give financial support	459		627		
Sum	674		931		

---

**Gave how much to whom?**

Several answers possible.

A detailed description for each child is presented in the chapter  
“Children – background, financial transfers and help”.

---

**C313 Daughter/daughters**

Giving financial support to any daughter.

---

	LNU		All		All weighted
	N	%	N	%	%
1 1-5 000 SEK	61	66.3	80	65.0	65.8
2 5 001-10 000	14	15.2	16	13.0	15.7
3 10 001-50 000	11	12.0	17	13.8	11.9
4 50 001-100 000	3	3.3	6	4.9	3.8
5 100 001-	3	3.3	4	3.3	2.8
Total	92	100.0	123	100.0	100.0
-7 Gave to someone other than a daughter	89		123		
-5 Did not give financial support	423		595		
-1 Questionnaire <sup>a</sup>	70		90		
Sum	674		931		

<sup>a)</sup> This question was not asked in the questionnaire.

---

---

**C314 Son/sons**

Giving financial support to any son.

---

	LNU		All		All weighted
	N	%	N	%	%
1 1-5 000 SEK	48	67.6	62	65.3	67.6
2 5 001-10 000	9	12.7	10	10.5	11.9
3 10 001-50 000	8	11.3	14	14.7	11.9
4 50 001-100 000	2	2.8	3	3.2	2.9
5 100 001-	4	5.6	6	6.3	6.1
Total	71	100.0	95	100.0	100.0
-7 Gave to someone other than a son	110		151		
-5 Did not give financial support	423		595		
-1 Questionnaire <sup>a</sup>	70		90		
Sum	674		931		

<sup>a)</sup> This question was not asked in the questionnaire.

---

**C315 Grandchild**

---

	LNU		All		All weighted
	N	%	N	%	%
1 1-5 000 SEK	85	75.2	113	73.4	74.9
2 5 001-10 000	13	11.5	17	11.0	11.5
3 10 001-50 000	12	10.6	17	11.0	10.4
4 50 001-100 000			3	1.9	0.4
5 100 001-	3	2.7	4	2.6	2.8
Total	113	100.0	154	100.0	100.0
-7 Gave to someone other than grandchildren	63		87		
-6 No answer	5		5		
-5 Did not give financial support	423		595		
-1 Questionnaire <sup>a</sup>	70		90		
Sum	674		931		

<sup>a)</sup> This question was not asked in the questionnaire.

---

**C316 Other person**


---

	LNU		All		All weighted
	N	%	N	%	%
1 1-5 000 SEK	8	57.1	14	56.0	56.3
2 5 001-10 000	1	7.1	3	12.0	10.7
3 10 001-50 000	2	14.3	3	12.0	14.0
4 50 001-100 000	3	21.4	5	20.0	19.0
5 100 001-	0	0.0	0	0.0	0.0
Total	14	100.0	25	100.0	100.0
-7 Gave to other	166		219		
-6 No answer	1		2		
-5 Did not give financial support	423		595		
-1 Questionnaire <sup>a</sup>	70		90		
Sum	674		931		

<sup>a)</sup> This question was not asked in the questionnaire.

---

**C317 Receiving financial support from someone outside own household**

Z469

Have you, over the last 12 months, received any financial support or gifts totalling 6.000 SEK or more from anyone outside your household?

	LNU		All		All weighted
	N	%	N	%	%
1 Yes	19	3.3	27	3.4	3.0
2 No	564	96.7	774	96.6	97.0
Total	583	100.0	801	100.0	100.0
-6 No answer	21		40		
-1 Questionnaire <sup>a</sup>	70		90		
Sum	674		931		

<sup>a)</sup> This question was not asked in the questionnaire.

---

## Received financial support from whom?

Several answers possible.

A detailed description for each child is presented in the chapter “Children – background, financial transfers and help”.

### C318 Daughter/daughters Z470

	LNU		All		All weighted
	N	%	N	%	%
0 Not mentioned	12	63.2	16	59.3	56.8
1 Mentioned	7	36.8	11	40.7	43.2
Total	19	100.0	27	100.0	100.0
-6 No answer	13		22		
-5 Did not receive financial support	572		792		
-1 Questionnaire <sup>a</sup>	70		90		
Sum	674		931		

<sup>a)</sup> This question was not asked in the questionnaire.

### C319 Son/sons Z471

	LNU		All		All weighted
	N	%	N	%	%
0 Not mentioned	10	52.6	13	48.1	49.3
1 Mentioned	9	47.4	14	51.9	50.7
Total	19	100.0	27	100.0	100.0
-6 No answer	13		22		
-5 Did not receive financial support	572		792		
-1 Questionnaire <sup>a</sup>	70		90		
Sum	674		931		

<sup>a)</sup> This question was not asked in the questionnaire.

### C320 Other person Z473

	LNU		All		All weighted
	N	%	N	%	%
0 Not mentioned	12	63.2	17	63.0	68.1
1 Mentioned	7	36.8	10	37.0	31.9
Total	19	100.0	27	100.0	100.0
-6 No answer	13		22		
-5 Did not receive financial support	572		792		
-1 Questionnaire <sup>a</sup>	70		90		
Sum	674		931		

<sup>a)</sup> This question was not asked in the questionnaire.



## Received how much from whom?

Several answers possible.

A detailed description for each child is presented in the chapter “Children – background, financial transfers and help”.

### C321 Daughter/daughters

Receiving financial support from any daughter.

	LNU		All		All weighted
	N	%	N	%	%
1 1-5 000 SEK	6	85.7	10	90.9	86.5
2 5 001-10 000	1	14.3	1	9.1	13.5
3 10 001-50 000	0	0.0	0	0.0	0.0
4 50 001-100 000	0	0.0	0	0.0	0.0
5 100 001-	0	0.0	0	0.0	0.0
Total	15	100.0	11	100.0	100.0
-7 Received from someone other than a daughter	12		16		
-6 No answer	21		40		
-5 Did not receive financial support	564		774		
-1 Questionnaire <sup>a</sup>	70		90		
Sum	674		931		

<sup>a)</sup> This question was not asked in the questionnaire.

### C322 Son/sons

Receiving financial support from any son.

	LNU		All		All weighted
	N	%	N	%	%
1 1-5 000 SEK	4	50.0	9	69.2	58.7
2 5 001-10 000	4	50.0	4	30.8	41.3
3 10 001-50 000	0	0.0	0	0.0	0.0
4 50 001-100 000	0	0.0	0	0.0	0.0
5 100 001-	0	0.0	0	0.0	0.0
Total	16	100.0	13	100.0	100.0
-7 Received from someone other than a son	11		14		
-6 No answer	21		40		
-5 Did not receive financial support	564		774		
-1 Questionnaire <sup>a</sup>	70		90		
Sum	674		931		

<sup>a)</sup> This question was not asked in the questionnaire.

---

**C323      Other person**


---

	LNU		All		All weighted
	N	%	N	%	%
1 1-5 000 SEK	1	16.7	2	25.0	24.9
2 5 001-10 000	3	50.0	3	37.5	39.7
3 10 001-50 000	0	0.0	0	0.0	0.0
4 50 001-100 000	2	33.3	2	25.0	29.8
5 100 001-	0	0.0	1	12.5	5.6
Total	14	100.0	26	100.0	100.0
-7 Received from someone other than other person	12		17		
-6 No answer	22		42		
-5 Did not receive financial support	564		774		
-1 Questionnaire <sup>a</sup>	70		90		
Sum	674		931		

<sup>a)</sup> This question was not asked in the questionnaire.

---

## Social support

### C324 Help if you are ill

X775, Y614, U699

Sometimes you need help and support from someone.  
Do you have a relative or close friend who is willing to help if you are ill?

	LNU		All		All weighted
	N	%	N	%	%
1 Yes	543	91.4	756	91.7	91.6
2 No	51	8.6	68	8.3	8.4
Total	594	100.0	824	100.0	100.0
-6 No answer	10		17		
-1 Questionnaire	70		90		
Sum	674		931		

### C325 Someone to keep you company

X776, Y615, U700

Sometimes you need help and support from someone.  
Do you have a relative or close friend who is willing to help if you want company?

	LNU		All		All weighted
	N	%	N	%	%
1 Yes	528	88.7	728	88.5	88.9
2 No	67	11.3	95	11.5	11.1
Total	595	100.0	823	100.0	100.0
-6 No answer	9		18		
-1 Questionnaire	70		90		
Sum	674		931		

### C326 Someone to talk to

S46, Z150, cf. Q26dic,  
X777, Y616, U701

Sometimes you need help and support from someone.  
Do you have a relative or close friend who can help you if you need someone to talk to about your personal problems?

	LNU		All		All weighted
	N	%	N	%	%
1 Yes	532	90.9	734	90.5	90.7
2 No	53	9.1	77	9.5	9.3
Total	585	100.0	811	100.0	100.0
-6 No answer	19		30		
-1 Questionnaire	70		90		
Sum	674		931		

---

**C327****Borrow money**

X778

Sometimes you need help and support from someone.  
Do you have a relative or close friend who is willing to help if you need to borrow 14 000 SEK?

---

	LNU		All		All weighted
	N	%	N	%	%
1 Yes	460	84.2	629	84.8	84.0
2 No	86	15.8	113	15.2	16.0
Total	546	100.0	742	100.0	100.0
-6 No answer	58		99		
-1 Questionnaire	70		90		
Sum	674		931		

---

**C328****Help to choose, change or complain about eldercare**

Sometimes you need help and support from someone. Do you have a relative or close friend who can help you if you need to choose, change or complain about eldercare?

---

	LNU		All		All weighted
	N	%	N	%	%
1 Yes	429	79.3	607	80.6	78.3
2 No	112	20.7	146	19.4	21.7
Total	541	100.0	753	100.0	100.0
-6 No answer	63		88		
-1 Questionnaire	70		90		
Sum	674		931		

---

# Activities

## Which of the following leisure time activities do you usually do?

### C329 Gardening

S214, Z477, Q120b,  
X787, Y598, U623, V648,  
W474

	LNU		All		All weighted
	N	%	N	%	%
1 No	375	57.8	562	64.2	58.1
2 Yes, sometimes	92	14.2	107	12.2	14.2
3 Yes, often	182	28.0	206	23.5	27.7
Total	649	100.0	875	100.0	100.0
-6 No answer	25		56		
Sum	674		931		

### C330 Outdoor activities

(e.g. fishing, hunting, picking berries/mushrooms)

cf. S212-213, cf. Z475,  
cf. Z476, cf. Q120a,  
cf. X786, cf. Y596-7,  
cf. U621-2, cf. V646-7,  
cf. W472-3

	LNU		All		All weighted
	N	%	N	%	%
1 No	464	70.1	676	74.8	70.0
2 Yes, sometimes	117	17.7	143	15.8	18.1
3 Yes, often	81	12.2	85	9.4	11.8
Total	662	100.0	904	100.0	100.0
-6 No answer	12		27		
Sum	674		931		

### C331 Cultural activities

(going to the movies, theatre, concerts, museums,  
exhibitions)

cf. S215, cf. Z478, cf.  
Q120c, cf. X788-9, cf.  
Y599-600, cf. U624-5, cf.  
V649-50, cf. W475-6

	LNU		All		All weighted
	N	%	N	%	%
1 No	389	58.6	583	64.1	59.0
2 Yes, sometimes	223	33.6	271	29.8	33.2
3 Yes, often	52	7.8	55	6.1	7.8
Total	664	100.0	909	100.0	100.0
-6 No answer	10		22		
Sum	674		931		

---

**332 Eating out at restaurants**S216, Z479, Q120d,  
X790, Y601, U626, V651,  
W477

---

	LNU		All		All weighted
	N	%	N	%	%
1 No	290	43.5	465	50.9	43.8
2 Yes, sometimes	309	46.4	379	41.5	46.8
3 Yes, often	67	10.1	70	7.7	9.4
Total	666	100.0	914	100.0	100.0
-6 No answer	8		17		
Sum	674		931		

---

**C333 Reading books**S218, Z481, Q120f,  
X796, Y603, U628, V653

---

	LNU		All		All weighted
	N	%	N	%	%
1 No	251	37.7	402	44.0	37.6
2 Yes, sometimes	161	24.2	202	22.1	24.1
3 Yes, often	254	38.1	310	33.9	38.3
Total	666	100.0	914	100.0	100.0
-6 No answer	8		17		
Sum	674		931		

---

**C334 Reading newspapers**S219, Z482, Q120g

---

	LNU		All		All weighted
	N	%	N	%	%
1 No	82	12.3	146	15.9	12.6
2 Yes, sometimes	58	8.7	88	9.6	8.6
3 Yes, often	527	79.0	683	74.5	78.9
Total	667	100.0	917	100.0	100.0
-6 No answer	7		14		
Sum	674		931		

---

---

**C335**      **Playing games**(e.g. card games, bridge, bingo)

---

	LNU		All		All weighted
	N	%	N	%	%
1 No	461	69.3	653	71.4	69.0
2 Yes, sometimes	121	18.2	156	17.1	17.7
3 Yes, often	83	12.5	105	11.5	13.3
Total	665	100.0	914	100.0	100.0
-6 No answer	9		17		
Sum	674		931		

---

**C336**      **Using the computer**(e.g. internet, writing, playing Solitaire)

---

	LNU		All		All weighted
	N	%	N	%	%
1 No	528	79.2	770	84.1	79.4
2 Yes, sometimes	53	7.9	56	6.1	7.9
3 Yes, often	86	12.9	90	9.8	12.7
Total	667	100.0	916	100.0	100.0
-6 No answer	7		15		
Sum	674		931		

---

**C337**      **Solving crosswords**S228, Z493, Q120q

---

	LNU		All		All weighted
	N	%	N	%	%
1 No	281	42.2	446	48.7	42.3
2 Yes, sometimes	111	16.7	142	15.5	16.5
3 Yes, often	274	41.1	327	35.7	41.2
Total	666	100.0	915	100.0	100.0
-6 No answer	8		16		
Sum	674		931		

---

**C338 Helping family members**

Z484, Q120i

(with babysitting or other small favours)

	LNU		All		All weighted
	N	%	N	%	%
1 No	493	74.1	728	79.8	73.8
2 Yes, sometimes	118	17.7	126	13.9	17.8
3 Yes, often	54	8.1	58	6.4	8.4
Total	665	100.0	912	100.0	100.0
-6 No answer	9		19		
Sum	674		931		

**C339 Visiting relatives**S221, Z485, X792,  
Y604, U632, V657,  
W483

	LNU		All		All weighted
	N	%	N	%	%
1 No	194	29.2	319	34.9	29.4
2 Yes, sometimes	354	53.2	462	50.5	52.7
3 Yes, often	117	17.6	133	14.6	17.9
Total	665	100.0	914	100.0	100.0
-6 No answer	9		17		
Sum	674		931		

**C340 Having relatives over to visit**S222, Z486, X793,  
Y605, U633, V658,  
W485

	LNU		All		All weighted
	N	%	N	%	%
1 No	96	14.4	140	15.3	14.5
2 Yes, sometimes	395	59.1	525	57.4	59.1
3 Yes, often	177	26.5	250	27.3	26.3
Total	668	100.0	915	100.0	100.0
-6 No answer	6		16		
Sum	674		931		



---

**C341 Visiting friends**S223, Z487, Q120j,  
X794, Y606, U634,  
V659, W484

---

	LNU		All		All weighted
	N	%	N	%	%
1 No	194	29.1	347	37.9	29.3
2 Yes, sometimes	319	47.9	400	43.7	47.1
3 Yes, often	153	23.0	168	18.4	23.6
Total	666	100.0	915	100.0	100.0
-6 No answer	8		16		
Sum	674		931		

---

**C342 Having friends over to visit**S224, Z488, Q120k,  
X795, Y607, U635,  
V660, W486

---

	LNU		All		All weighted
	N	%	N	%	%
1 No	123	18.5	207	22.6	18.5
2 Yes, sometimes	380	57.1	522	57.0	57.0
3 Yes, often	163	24.5	186	20.3	24.5
Total	666	100.0	915	100.0	100.0
-6 No answer	8		16		
Sum	674		931		

---

**C343 Study circles or courses**S225, Z489, Q120l,  
X797, Y608, U636,  
V661, W487

---

	LNU		All		All weighted
	N	%	N	%	%
1 No	567	85.1	805	87.9	85.4
2 Yes, sometimes	47	7.1	52	5.7	6.6
3 Yes, often	52	7.8	59	6.4	7.9
Total	666	100.0	916	100.0	100.0
-6 No answer	8		15		
Sum	674		931		

---

---

**C344 Hobby activities**

(e.g. knitting, sewing, carpentry, painting, stamp collecting)

S227, Z492, Q120p,  
X799, Y612, U640,  
V665, W490

---

	LNU		All		All weighted
	N	%	N	%	%
1 No	426	64.2	641	70.2	64.7
2 Yes, sometimes	105	15.8	126	13.8	15.7
3 Yes, often	133	20.0	146	16.0	19.5
Total	664	100.0	913	100.0	100.0
-6 No answer	10		18		
Sum	674		931		

---

**C345 Religious services**S233, cf. Z501, cf.  
Q123-4, cf. X812-3, cf.  
Y631-2, cf. U668-9, cf.  
V681-2, cf. W499

---

	LNU		All		All weighted
	N	%	N	%	%
1 No	411	62.1	579	63.7	62.6
2 Yes, sometimes	182	27.5	236	26.0	27.2
3 Yes, often	69	10.4	94	10.3	10.2
Total	662	100.0	909	100.0	100.0
-6 No answer	12		22		
Sum	674		931		

---

**C346 Walks/Nordic walking**

S220, Z483, Q120h

---

	LNU		All		All weighted
	N	%	N	%	%
1 No	203	30.4	335	36.5	30.6
2 Yes, sometimes	167	25.0	228	24.9	24.6
3 Yes, often	298	44.6	354	38.6	44.8
Total	668	100.0	917	100.0	100.0
-6 No answer	6		14		
Sum	674		931		

---

**C347 Dancing**S217, Z480, Q120e,  
X791, Y602, U627,  
V652, W478

	LNU		All		All weighted
	N	%	N	%	%
1 No	626	94.0	869	94.9	94.0
2 Yes, sometimes	31	4.7	36	3.9	4.6
3 Yes, often	9	1.4	11	1.2	1.4
Total	666	100.0	916	100.0	100.0
-6 No answer	8		15		
Sum	674		931		

**C348 Boule**

	LNU		All		All weighted
	N	%	N	%	%
1 No	623	93.1	867	94.3	93.2
2 Yes, sometimes	27	4.0	30	3.3	3.8
3 Yes, often	19	2.8	22	2.4	3.0
Total	669	100.0	919	100.0	100.0
-6 No answer	5		12		
Sum	674		931		

**C349 Member of an organisation**

	LNU		All		All weighted
	N	%	N	%	%
1 Yes	367	55.4	455	49.9	55.1
2 No	295	44.6	456	50.1	44.9
Total	662	100.0	911	100.0	100.0
-6 No answer	12		20		
Sum	674		931		

**If yes, which of the following organisations  
are you a member of?**

Several answers possible.

**C350 PRO/SPF**

(organisation for retired people)

cf. Z495-496, cf.  
Q121a-Q121b

	LNU		All		All weighted
	N	%	N	%	%
0 Not mentioned	391	58.0	593	63.7	58.7
1 Mentioned	283	42.0	338	36.3	41.3
Sum	674	100.0	931	100.0	100.0

---

**C351 Political party**Z497, Q121c, X806, Y  
623, U654, V671, W494

---

	LNU		All		All weighted
	N	%	N	%	%
0 Not mentioned	637	94.5	882	94.7	94.5
1 Mentioned	37	5.5	49	5.3	5.5
Sum	674	100.0	931	100.0	100.0

---

**C352 Religious association**

Z498, Q121d

(other than passive membership in the state church)

---

	LNU		All		All weighted
	N	%	N	%	%
0 Not mentioned	634	94.1	880	94.5	94.1
1 Mentioned	40	5.9	51	5.5	5.9
Sum	674	100.0	931	100.0	100.0

---

**C353 None of the above organisations**

---

	LNU		All		All weighted
	N	%	N	%	%
0 Not mentioned	351	57.1	444	52.1	56.8
1 Mentioned	264	42.9	409	47.9	43.2
Total	615	100.0	853	100.0	100.0
-6 No answer	59		78		
Sum	674		931		

---

**C354 Other organisations**Z499, cf. X810,  
cf. Y629, cf. U670,  
cf. V683, cf. W500

---

	LNU		All		All weighted
	N	%	N	%	%
0 Not mentioned	564	83.7	782	84.0	83.3
1 Mentioned	110	16.3	149	16.0	16.7
Sum	674	100.0	931	100.0	100.0

---

---

**C355**      **Frequency of participation**Z500, Q122, X811,  
Y630How often do you participate in activities with this or these organisations? (*religious services should not be included*)

---

	LNU		All		All weighted
	N	%	N	%	%
1 Never or almost never	114	31.4	152	33.7	30.8
2 A few times a year	79	21.8	100	22.2	22.2
3 Once a month	98	27.0	113	25.1	26.6
4 Once a week	54	14.9	66	14.6	15.9
5 Several times a week	18	5.0	20	4.4	4.6
Total	363	100.0	451	100.0	100.0
-6 No answer	16		24		
-5 IP is not a member of an organisation	295		456		
Sum	674		931		

---

## Political participation

### C356 Voting

Did you vote in the 2010 elections?

Z503, Q125, cf. X809,  
cf. Y627, cf. U659,  
cf. V673, cf. W523

	LNU		All		All weighted
	N	%	N	%	%
1 Yes	555	83.7	726	80.0	84.1
2 No	108	16.3	181	20.0	15.9
Total	663	100.0	907	100.0	100.0
-6 No answer	11		24		
Sum	674		931		

### C357 Writing a letter of appeal

Would you be able to write a letter yourself to appeal a decision made by a public authority?

Z504, cf. Polind,  
cf. X819, cf. Y638,  
cf. U678, cf. V689,  
cf. W506

	LNU		All		All weighted
	N	%	N	%	%
1 Yes	290	42.2	342	38.1	43.8
2 No	366	55.8	556	61.9	56.2
Total	656	100.0	898	100.0	100.0
-6 No answer	18		33		
Sum	674		931		

### C358 Help with writing a letter of appeal

Do you know anyone who could help you write such a letter?

Z505, cf. Polind,  
cf. X819, cf. Y638,  
cf. U678, cf. V689,  
cf. W506

	LNU		All		All weighted
	N	%	N	%	%
1 Yes	322	91.2	495	92.2	91.7
2 No	31	8.8	42	7.8	8.3
Total	353	100.0	537	100.0	100.0
-6 No answer	31		52		
-5 Do not need help with writing a letter	290		342		
Sum	674		931		

---

**C359****Where to turn for help**Z506, cf. Polind, X820,  
Y639Do you know where to turn to get help with writing a letter  
of appeal?

---

	LNU		All		All weighted
	N	%	N	%	%
1 Yes	31	50.8	41	47.7	52.2
2 No	30	49.2	45	52.3	47.8
Total	61	100.0	86	100.0	100.0
-6 No answer	29		49		
-5 Do not need help or know someone who could help	584		796		
Sum	674		931		

---

## Subjective evaluations

### C360

#### Estimation of conditions

S235, Z512,  
Q129, X832,  
Y647, U702

I have asked you a number of questions about your living conditions. Now I would like to ask you a few questions regarding how you see life and yourself as a person.

I want to ask you how satisfied you are on a scale from zero to ten. Zero means that you feel completely dissatisfied. Ten means that you feel completely satisfied. Five is in the middle of the scale and means that you are neither satisfied nor dissatisfied.

So, I would like to ask you: Thinking about your own life and personal circumstances, how satisfied are you with your life as a whole (today)?

	LNU		All		All weighted
	N	%	N	%	%
0 Completely dissatisfied	5	0.8	5	0.6	0.7
1	6	0.9	9	1.0	1.1
2	7	1.1	11	1.3	1.2
3	5	0.8	13	1.5	0.9
4	13	2.0	17	2.0	1.9
5 Neither satisfied nor dissatisfied	129	19.9	175	20.1	19.9
6	27	4.2	45	5.2	4.4
7	64	9.9	81	9.3	9.7
8	163	25.2	203	23.3	24.7
9	62	9.6	78	9.0	9.2
10 Completely satisfied	167	25.8	234	26.9	26.2
Total	648	100.0	871	100.0	100.0
-6 No answer	26		60		
Sum	674		931		

### C361

#### Change of living conditions

S236, Z513,  
Q130, X833,  
Y648, U703

If you look back over the last ten years, do you think your living conditions during this time have become worse, improved or remained about the same?

	LNU		All		All weighted
	N	%	N	%	%
1 Become worse	303	46.8	435	49.3	47.0
2 Improved	64	9.9	87	9.9	9.9
3 Remained about the same	280	43.3	360	40.8	43.1
Total	647	100.0	882	100.0	100.0
-6 No answer	27		49		
Sum	674		931		



---

**C362 Loneliness**S237, Z514,  
Q131Are you ever bothered by feelings of loneliness?

---

	LNU		All		All weighted
	N	%	N	%	%
1 Nearly always	27	4.2	49	5.6	4.5
2 Often	87	13.5	130	14.8	13.3
3 Seldom	125	19.4	164	18.7	19.1
4 Almost never	406	62.9	535	60.9	63.1
Total	645	100.0	878	100.0	100.0
-6 No answer	29		53		
Sum	674		931		

---

**C363 Faith or philosophy that helps in life**

Z515, Q132

Do you have a faith or philosophy that you think helps you in life?

---

	LNU		All		All weighted
	N	%	N	%	%
1 No	284	46.6	407	48.6	47.1
2 Yes, to some extent	216	35.4	282	33.7	35.1
3 Yes, to a great extent	110	18.0	148	17.7	17.8
Total	610	100.0	837	100.0	100.0
-6 No answer	64		94		
Sum	674		931		

---

## Sense of coherence

### C364 Meaningfulness

S239, Z519,  
X829, Y650

Do you usually feel that your daily life is a source of personal satisfaction?

	LNU		All		All weighted
	N	%	N	%	%
1 No	65	11.1	95	12.2	11.2
2 Yes, sometimes	180	30.8	237	30.5	30.1
3 Yes, often	340	58.1	445	57.3	58.7
Total	585	100.0	777	100.0	100.0
-6 No answer	89		154		
Sum	674		931		

### C365 Comprehensibility

S240, Z520,  
X830, Y651

Do you usually feel that things that happen to you in your daily life are hard to understand?

	LNU		All		All weighted
	N	%	N	%	%
1 No	424	69.4	563	68.8	69.8
2 Yes, sometimes	150	24.5	204	24.9	24.1
3 Yes, often	37	6.1	51	6.2	6.0
Total	611	100.0	818	100.0	100.0
-6 No answer	63		113		
Sum	674		931		

### C366 Manageability

S238, Z518,  
X828, Y649

Do you usually see a solution to problems and difficulties that others find hopeless?

	LNU		All		All weighted
	N	%	N	%	%
1 No	127	23.6	192	26.7	23.5
2 Yes, sometimes	219	40.8	282	39.2	40.0
3 Yes, often	191	35.6	245	34.1	36.5
Total	537	100.0	719	100.0	100.0
-6 No answer	137		212		
Sum	674		931		

---

**C367****In control of one's life**S421, Z521,  
X831, Y652Do you usually feel that you are in control of your own life?

---

	LNU		All		All weighted
	N	%	N	%	%
1 No	92	14.7	143	17.1	14.0
2 Yes, sometimes	100	16.0	140	16.7	15.8
3 Yes, often	433	69.3	553	66.1	70.2
Total	625	100.0	836	100.0	100.0
-6 No answer	49		95		
Sum	674		931		

---

# Personality

---

## Personality

I would like to ask you some questions about what you are like as a person. I will read out a number of statements. Some statements will fit in well with how you are, others will not fit at all or it maybe you are somewhere in between. For each statement, answer how well you think it fits in with how you are. Don't think too long about how you answer – we are interested in your spontaneous answers.

---

### C368 Reserved

I am reserved

---

	LNU		All		All weighted
	N	%	N	%	%
1 Disagree strongly	237	36.5	316	35.9	36.1
2 Disagree a little	106	16.3	139	15.8	16.1
3 Neither agree nor disagree	94	14.5	128	14.5	14.9
4 Agree a little	177	27.3	240	27.3	27.5
5 Agree strongly	35	5.4	57	6.5	5.4
Total	649	100.0	880	100.0	100.0
-6 No answer	25		51		
Sum	674		931		

---

### C369 Trusting

I am generally trusting

---

	LNU		All		All weighted
	N	%	N	%	%
1 Disagree strongly	24	3.7	45	5.1	3.8
2 Disagree a little	63	9.7	86	9.8	10.1
3 Neither agree nor disagree	93	14.3	117	13.3	13.6
4 Agree a little	337	51.9	449	51.0	51.6
5 Agree strongly	132	20.3	184	20.9	20.9
Total	649	100.0	881	100.0	100.0
-6 No answer	25		50		
Sum	674		931		

---

---

**C370 Lazy**I tend to be lazy

---

	LNU		All		All weighted
	N	%	N	%	%
1 Disagree strongly	318	49.5	434	50.0	49.2
2 Disagree a little	117	18.2	145	16.7	17.2
3 Neither agree nor disagree	76	11.8	100	11.5	12.4
4 Agree a little	95	14.8	135	15.6	15.0
5 Agree strongly	36	5.6	54	6.2	6.1
Total	642	100.0	868	100.0	100.0
-6 No answer	32		63		
Sum	674		931		

---

**C371 Relaxed**I am relaxed and handle stress well

---

	LNU		All		All weighted
	N	%	N	%	%
1 Disagree strongly	55	9.0	74	9.1	8.8
2 Disagree a little	95	15.5	132	16.2	15.3
3 Neither agree nor disagree	116	19.0	159	19.5	19.4
4 Agree a little	235	38.4	285	34.9	37.5
5 Agree strongly	111	18.1	167	20.4	19.0
Total	612	100.0	817	100.0	100.0
-6 No answer	62		114		
Sum	674		931		

---

**C372 Artistic interest**I have many artistic interests

---

	LNU		All		All weighted
	N	%	N	%	%
1 Disagree strongly	231	36.2	331	38.3	38.0
2 Disagree a little	106	16.6	131	15.1	15.5
3 Neither agree nor disagree	73	11.4	99	11.4	11.2
4 Agree a little	163	25.5	210	24.3	24.9
5 Agree strongly	65	10.2	94	10.9	10.4
Total	638	100.0	865	100.0	100.0
-6 No answer	36		66		
Sum	674		931		

---

---

**C373 Social**I am outgoing and sociable

---

	LNU		All		All weighted
	N	%	N	%	%
1 Disagree strongly	35	5.4	48	5.5	5.5
2 Disagree a little	56	8.6	79	9.0	9.1
3 Neither agree nor disagree	83	12.8	113	12.9	12.8
4 Agree a little	279	43.1	366	41.7	42.8
5 Agree strongly	195	30.1	272	31.0	29.8
Total	648	100.0	878	100.0	100.0
-6 No answer	26		53		
Sum	674		931		

---

**C374 Finding faults**I tend to find fault with others

---

	LNU		All		All weighted
	N	%	N	%	%
1 Disagree strongly	244	38.4	343	39.9	38.5
2 Disagree a little	166	26.1	207	24.1	24.8
3 Neither agree nor disagree	117	18.4	159	18.5	19.0
4 Agree a little	96	15.1	129	15.0	15.5
5 Agree strongly	13	2.0	21	2.4	2.2
Total	636	100.0	859	100.0	100.0
-6 No answer	38		72		
Sum	674		931		

---

**C375 Thorough**I do a thorough job

---

	LNU		All		All weighted
	N	%	N	%	%
1 Disagree strongly	15	2.3	18	2.1	2.3
2 Disagree a little	48	7.5	73	8.5	7.6
3 Neither agree nor disagree	91	14.2	111	12.9	13.6
4 Agree a little	268	41.8	353	41.1	42.3
5 Agree strongly	219	34.2	304	35.4	34.3
Total	641	100.0	859	100.0	100.0
-6 No answer	33		72		
Sum	674		931		

---

---

**C376**      **Nervous**I get nervous easily

---

	LNU		All		All weighted
	N	%	N	%	%
1 Disagree strongly	226	34.9	318	36.3	35.1
2 Disagree a little	155	24.0	186	21.2	22.8
3 Neither agree nor disagree	77	11.9	104	11.9	12.3
4 Agree a little	146	22.6	206	23.5	23.0
5 Agree strongly	43	6.6	62	7.1	6.8
Total	647	100.0	876	100.0	100.0
-6 No answer	27		55		
Sum	674		931		

---

**C377**      **Imaginative**I have an active imagination

---

	LNU		All		All weighted
	N	%	N	%	%
1 Disagree strongly	176	28.0	236	27.8	28.7
2 Disagree a little	120	19.1	162	19.1	19.1
3 Neither agree nor disagree	85	13.5	124	14.6	13.9
4 Agree a little	165	26.2	213	25.1	25.5
5 Agree strongly	83	13.2	114	13.4	12.8
Total	629	100.0	849	100.0	100.0
-6 No answer	45		82		
Sum	674		931		

---

## *Children – background, financial transfers and help*

<b>Variable label</b>	<b>Variable name</b>
<b>Background variables</b>	
Sex (child 1)	C1001
Birth year (child 1)	C1002
Type of children. Is he/she your...(child 1)	C1003
Marital status (child 1)	C1004
NYK (child 1)	C1005
SEI (child 1)	C1006
Occupation (child 1): What is his/her main occupation at the moment?	C1007
Indicate if self- employed or farmer (child 1)	C1008
Distance (child 1): How far away from you does he/she live?	C1009
Spending time (child 1)	C1010
Telephone contact (child 1)	C1011
Closeness (child 1)	C1012
Conflicts (child 1)	C1013
Grandchildren (child 1)	C1014
<b>Financial transfers variables</b>	
Giving financial support outside own household (child 1)	C1015
Gave financial support to daughter (daughter 1)	C1016
Gave how much to daughter (daughter 1)	C1017
Gave financial support to son (son 1)	C1018
Gave how much to son (son 1)	C1019
Receiving financial support outside own household (child 1)	C1020
Receiving financial support from daughter (daughter 1)	C1021
Receiving how much from daughter (daughter 1)	C1022
Receiving financial support from son (son 1)	C1023
Receiving how much from son (son 1)	C1024
<b>Help variables</b>	
Help - Buying food (child 1)	C1025
Help - Buying food (daughter 1)	C1026
Help - Buying food (son 1)	C1027
Help - Preparing food (child 1)	C1028
Help - Preparing food (daughter 1)	C1029
Help - Preparing food (son 1)	C1030
Help - Housecleaning (child 1)	C1031
Help - Housecleaning (daughter 1)	C1032
Help - Housecleaning (son 1)	C1033
Help - Bathing or showering (child 1)	C1034
Help - Bathing or showering (daughter 1)	C1035
Help - Bathing or showering (son 1)	C1036
Help - Household or personal care tasks from a relative or a friend (child 1)	C1037
Help - Household or personal care tasks from a relative or a friend (daughter 1)	C1038
Help - Household or personal care tasks from a relative or a friend (son 1)	C1039



Help - Miscellaneous * (child 1)	C1040
Help - Miscellaneous * (daughter 1)	C1041
Help - Miscellaneous * (son 1)	C1042
Child 2	C2001-C2042
Child 3	C3001-C3042
Child 4	C4001-C4042
Child 5	C5001-C5002
Child 6	C6001-C6022
Child 7	C7001-C7022
Child 8	C8001-C8022
Child 9	C9001-C9022
Child 10	C10001-C10022

\*Help - Miscellaneous includes getting help with any of the following

- Repairs or maintenance
- Gardening, clearing away snow or the like
- Private economy (paying the bills, taking care of insurance etc.)
- Buying clothes or other personal things
- Getting rides (e.g. to the doctor/pharmacy/hairdresser/post office or bank)

## **Appendix. The questionnaire in Swedish.**

---

The following appendix presents the questions that have been used as the basis for variables in the SWEOLD 2011 database as well as the code book.

The design of the code book largely follows the design used in the original questionnaire.

In the SWEOLD 2011 field work the interviews were carried out in the participant's home or in the institutions where they live and were based on a structured questionnaire. The interviewers used computer-assisted personal interviewing (CAPI). No paper questionnaires were used, which had been the case in previous survey years.

# UNDERSÖKNINGEN OM ÄLDRES LEVNADSVILLKOR 2010

SWEOLD

## Innehållsförteckning

IP-INFORMATION	3
FAMILJ OCH SYSSELSÄTTNING	5
BARN	8
BOSTAD	15
HÄLSA	16
MEDICIN I	24
SJUKDOMAR OCH BESVÄR	25
VARDAGLIGA AKTIVITETER OCH VÅRDUTNYTTJANDE	28
HÄLSOBETEENDEN	33
MINNESÖVNINGAR	35
IADL, ADL	38
EKONOMISKA RESURSER	44
SOCIALT STÖD	47
AKTIVITETER, FRITID OCH POLITISKT DELTAGANDE	48
BEDÖMNINGAR OCH PERSONLIGHET	51
SALIVTEST	54
MEDICIN II	56
AVSLUT	57
SÄRSKILDA FRÅGOR TILL PERSONER FRÅN EXTRAURVALET	58

# IP-INFORMATION

---

.....

Unikt ID

.....

Anställningsnummer

.....

Intervjudatum

.....

Klockan är när intervjun börjar  
Timme

.....

Minut

1  Man

2  Kvinna

.....

Födelseår 19XX

.....

IP:s bostadslän

1  Besöksintervju

2  Telefonintervju

Typ av intervju 1

1  Direkt intervju

2  Indirekt intervju

3  Blandad direkt\indirekt intervju

Typ av intervju 2

### **I. Om indirekt eller blandad intervju ange relation till IP**

- 1  Maka\Make\Sammanboende
- 2  Dotter (anteckna namn på dottern) .....
- 3  Son (anteckna namn på dottern) .....
- 4  Annan släkting
- 5  Granne\God vän
- 6  Hemsjukvårdare eller personal vid institution sjukhus
- 7  Annan

### **II. Anledning till indirekt eller blandad intervju. IP är...**

- 1  Helt dement
- 2  Delvis dement
- 3  Mycket svag\klarar inte intervjun på egen hand
- 4  Medvetlös
- 5  Stroke\afasi
- 6  Svår hörselnedsättning
- 7  Ängslig\vill ha stöd under intervjun
- 8  Annan anledning, ange vad .....

### **III. Anledning till telefonintervju**

- 1  Vill inte ta emot besök
- 2  Tillfälligt på annan ort
- 3  Sjuk
- 4  Annan anledning, ange vad
- 5  Indirekt intervju

### **IV. Anteckna hur IP normalt bor**

- 1  IP bor i vanligt hus (villa, rad- eller kedjehus, lägenhet)
- 2  IP bor i seniorboende, 55+, trygghetsboende etc. (ej biståndsbeslut)
- 3  IP bor i servicehus\särskilt boende (med biståndsbeslut, t ex: servicelägenhet, ålderdomshem, sjukhem, gruppboende, vård- och omsorgsboende)
- 5  Om oklart, ange namn och adress på boendet (inklusive våningsplan, avdelning och lägenhetsnummer)

# FAMILJ OCH SYSSELSÄTTNING

---

## 1. Vad har Du haft för huvudsakligt yrke eller sysselsättning under Din yrkesverksamma tid? (Vad var det för befattning?)

Om IP svarar hemmafru eller pensionär. Ange detta och om möjligt tidigare yrke.

.....

### 1.1 Markera om egen företagare eller jordbrukare.

- 1  Egen företagare
  - 2  Jordbrukare
  - 3  Ingen av dessa → gå till fråga 2
- 

Om egen företagare eller jordbrukare.

#### 1.1.1 Hur många anställda hade Du?

- 1  Utan anställda
  - 2  1-9 anställda
  - 3  10-19 anställda
  - 4  20 eller fler anställda
- 

Om jordbrukare.

#### 1.1.2 Hur stort jordbruk?

- 1  Småbruk = Mindre än 10 ha åker och inte mer än 100 ha skog
  - 2  Vanligt jordbruk = Minst 10 ha åker eller mer än 100 ha skog
  - 3  Storjordbruk = Minst 100 ha åker eller mer än 400 ha skog
- 

Till alla som bor i eget boende eller i servicehus.

## 2. Bor Du ensam?

- 1  Ja → gå till fråga 3
- 2  Nej

Om nej.

### 2.1 Hur många andra personer bor Du med?

Samtliga personer som faktiskt bor i bostaden skall tas med. IP ska inte räkna med sig själv.

..... Antal personer

### 2.1.1 Vem eller vilka andra personer bor Du tillsammans med?

Flera svar kan anges.

- 1  Äkta man\hustru\sammanboende
  - 2  Barn\svärdotter\svärson
  - 3  Syskon
  - 4  Annan
- 

### 3. Vilket är Ditt nuvarande civilstånd? Är Du...

- 1  Ogift → gå till fråga 6
  - 2  Gift\sammanboende → gå till fråga 5
  - 3  Frånskild\tidigare sammanboende
  - 4  Änka\änkling
- 

### 4. Vilket år blev du änka/änkling/frånskild?

--	--

---

### 5. Vad har/hade Din make/maka/sammanboende för huvudsakligt yrke eller sysselsättning under sin yrkesverksamma tid? (Vad var det för befattning?)

Om IP svarar hemmafru eller pensionär. Ange tidigare yrke. Om IP varit gift/sammanboende fler gånger skall frågorna avse den senaste maken/ makan/sammanboendes yrke.

.....

#### 5.1 Markera om egen företagare eller jordbrukare.

- 1  Egen företagare → gå till fråga 5.1.1
  - 2  Jordbrukare → gå till fråga 5.1.2
  - 3  Ingen av dessa → gå till fråga 6
- 

Om egen företagare eller jordbrukare.

#### 5.1.1 Hur många anställda hade Du?

- 1  Utan anställda
- 2  1-9 anställda
- 3  10-19 anställda
- 4  20 eller fler anställda



Om jordbrukare.

### **5.1.2 Hur stort jordbruk?**

- 1  Småbruk = Mindre än 10 ha åker och inte mer än 100 ha skog
- 2  Vanligt jordbruk = Minst 10 ha åker eller mer än 100 ha skog
- 3  Storjordbruk = Minst 100 ha åker eller mer än 400 ha skog

# BARN

---

## 6. Har Du eller har Du haft några barn?

Här ska IP även räkna med adoptiv- och styvbarn samt avlidna barn.

Även fosterbarn tas med om IP jämställer dem med egna barn.

1  Ja

2  Nej → gå till fråga 7

---

Om ja.

### 6.1 Hur många barn som lever nu är det sammanlagt?

..... Antal barn

---



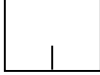
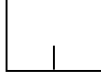
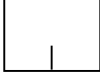
Om IP har 1 barn:

**Nu ska jag ställa några frågor om Ditt barn.**

Om IP har 2 eller fler barn:

**Nu ska jag ställa några frågor om vart och ett av Dina barn. Vi börjar med det äldsta barnet.**

FRÅGA 6a -- 6h	BARN 1	BARN 2	BARN 3
<p>a) Kön</p> <p>b) Anteckna barnets namn</p> <p>c) Anteckna barnets födelseår 19XX</p>	<p>1 <input type="checkbox"/> Son</p> <p>2 <input type="checkbox"/> Dotter</p> <p>.....</p> <div style="border: 1px solid black; width: 40px; height: 20px; margin: 0 auto;"></div>	<p>1 <input type="checkbox"/> Son</p> <p>2 <input type="checkbox"/> Dotter</p> <p>.....</p> <div style="border: 1px solid black; width: 40px; height: 20px; margin: 0 auto;"></div>	<p>1 <input type="checkbox"/> Son</p> <p>2 <input type="checkbox"/> Dotter</p> <p>.....</p> <div style="border: 1px solid black; width: 40px; height: 20px; margin: 0 auto;"></div>
<p>d) Är hon/han Ditt ...</p> <p>1 <input type="checkbox"/> Biologiska barn</p> <p>2 <input type="checkbox"/> Adoptivbarn</p> <p>3 <input type="checkbox"/> Maka\Makes\Sambos barn</p> <p>4 <input type="checkbox"/> Annat (t.ex. fosterbarn)</p> <p>5 <input type="checkbox"/> Avliden</p>	<p>1 <input type="checkbox"/></p> <p>2 <input type="checkbox"/></p> <p>3 <input type="checkbox"/></p> <p>4 <input type="checkbox"/></p> <p>5 <input type="checkbox"/></p>	<p>1 <input type="checkbox"/></p> <p>2 <input type="checkbox"/></p> <p>3 <input type="checkbox"/></p> <p>4 <input type="checkbox"/></p> <p>5 <input type="checkbox"/></p>	<p>1 <input type="checkbox"/></p> <p>2 <input type="checkbox"/></p> <p>3 <input type="checkbox"/></p> <p>4 <input type="checkbox"/></p> <p>5 <input type="checkbox"/></p>
<p>e) Vilket är hennes/hans huvudsakliga sysselsättning för närvarande?</p> <p>1 <input type="checkbox"/> Anställd</p> <p>2 <input type="checkbox"/> Egen företagare\jordbrukare</p> <p>3 <input type="checkbox"/> Arbetslös</p> <p>4 <input type="checkbox"/> Pensionär</p> <p>5 <input type="checkbox"/> Studerande</p>	<p>1 <input type="checkbox"/></p> <p>2 <input type="checkbox"/></p> <p>3 <input type="checkbox"/></p> <p>4 <input type="checkbox"/></p> <p>5 <input type="checkbox"/></p>	<p>1 <input type="checkbox"/></p> <p>2 <input type="checkbox"/></p> <p>3 <input type="checkbox"/></p> <p>4 <input type="checkbox"/></p> <p>5 <input type="checkbox"/></p>	<p>1 <input type="checkbox"/></p> <p>2 <input type="checkbox"/></p> <p>3 <input type="checkbox"/></p> <p>4 <input type="checkbox"/></p> <p>5 <input type="checkbox"/></p>
<p>f) Vad har hon/han för huvudsakligt yrke/befattning</p> <p>Om barnet inte arbetar ange Tidigare huvudsakligt yrke.</p>	<p>.....</p> <p>.....</p> <p>.....</p>	<p>.....</p> <p>.....</p> <p>.....</p>	<p>.....</p> <p>.....</p> <p>.....</p>
<p>g) Markera om egen företagare eller jordbrukare</p> <p>1 <input type="checkbox"/> Egen företagare</p> <p>2 <input type="checkbox"/> Jordbrukare</p> <p>3 <input type="checkbox"/> Ingen av dessa</p>	<p>1 <input type="checkbox"/></p> <p>2 <input type="checkbox"/></p> <p>3 <input type="checkbox"/></p>	<p>1 <input type="checkbox"/></p> <p>2 <input type="checkbox"/></p> <p>3 <input type="checkbox"/></p>	<p>1 <input type="checkbox"/></p> <p>2 <input type="checkbox"/></p> <p>3 <input type="checkbox"/></p>
<p>h) Hur långt bort bor hon/han från Dig? Är det...</p> <p>1 <input type="checkbox"/> Mindre än 2 km</p> <p>2 <input type="checkbox"/> Inom 3 km – 2 mil</p> <p>3 <input type="checkbox"/> Inom 3 – 10 mil</p> <p>4 <input type="checkbox"/> Inom 11 – 30 mil</p> <p>5 <input type="checkbox"/> Längre bort än 30 mil</p> <p>6 <input type="checkbox"/> Samma hushåll</p>	<p>1 <input type="checkbox"/></p> <p>2 <input type="checkbox"/></p> <p>3 <input type="checkbox"/></p> <p>4 <input type="checkbox"/></p> <p>5 <input type="checkbox"/></p> <p>6 <input type="checkbox"/></p>	<p>1 <input type="checkbox"/></p> <p>2 <input type="checkbox"/></p> <p>3 <input type="checkbox"/></p> <p>4 <input type="checkbox"/></p> <p>5 <input type="checkbox"/></p> <p>6 <input type="checkbox"/></p>	<p>1 <input type="checkbox"/></p> <p>2 <input type="checkbox"/></p> <p>3 <input type="checkbox"/></p> <p>4 <input type="checkbox"/></p> <p>5 <input type="checkbox"/></p> <p>6 <input type="checkbox"/></p>

BARN 4	BARN 5	BARN 6	BARN 7	BARN 8
1 <input type="checkbox"/> Son 2 <input type="checkbox"/> Dotter ..... 	1 <input type="checkbox"/> Son 2 <input type="checkbox"/> Dotter ..... 	1 <input type="checkbox"/> Son 2 <input type="checkbox"/> Dotter ..... 	1 <input type="checkbox"/> Son 2 <input type="checkbox"/> Dotter ..... 	1 <input type="checkbox"/> Son 2 <input type="checkbox"/> Dotter ..... 
1 <input type="checkbox"/> 2 <input type="checkbox"/> 3 <input type="checkbox"/> 4 <input type="checkbox"/> 5 <input type="checkbox"/>	1 <input type="checkbox"/> 2 <input type="checkbox"/> 3 <input type="checkbox"/> 4 <input type="checkbox"/> 5 <input type="checkbox"/>	1 <input type="checkbox"/> 2 <input type="checkbox"/> 3 <input type="checkbox"/> 4 <input type="checkbox"/> 5 <input type="checkbox"/>	1 <input type="checkbox"/> 2 <input type="checkbox"/> 3 <input type="checkbox"/> 4 <input type="checkbox"/> 5 <input type="checkbox"/>	1 <input type="checkbox"/> 2 <input type="checkbox"/> 3 <input type="checkbox"/> 4 <input type="checkbox"/> 5 <input type="checkbox"/>
1 <input type="checkbox"/> 2 <input type="checkbox"/>  3 <input type="checkbox"/> 4 <input type="checkbox"/> 5 <input type="checkbox"/>	1 <input type="checkbox"/> 2 <input type="checkbox"/>  3 <input type="checkbox"/> 4 <input type="checkbox"/> 5 <input type="checkbox"/>	1 <input type="checkbox"/> 2 <input type="checkbox"/>  3 <input type="checkbox"/> 4 <input type="checkbox"/> 5 <input type="checkbox"/>	1 <input type="checkbox"/> 2 <input type="checkbox"/>  3 <input type="checkbox"/> 4 <input type="checkbox"/> 5 <input type="checkbox"/>	1 <input type="checkbox"/> 2 <input type="checkbox"/>  3 <input type="checkbox"/> 4 <input type="checkbox"/> 5 <input type="checkbox"/>
..... ..... .....	..... ..... .....	..... ..... .....	..... ..... .....	..... ..... .....
1 <input type="checkbox"/> 2 <input type="checkbox"/> 3 <input type="checkbox"/>	1 <input type="checkbox"/> 2 <input type="checkbox"/> 3 <input type="checkbox"/>	1 <input type="checkbox"/> 2 <input type="checkbox"/> 3 <input type="checkbox"/>	1 <input type="checkbox"/> 2 <input type="checkbox"/> 3 <input type="checkbox"/>	1 <input type="checkbox"/> 2 <input type="checkbox"/> 3 <input type="checkbox"/>
1 <input type="checkbox"/> 2 <input type="checkbox"/> 3 <input type="checkbox"/> 4 <input type="checkbox"/> 5 <input type="checkbox"/> 6 <input type="checkbox"/>	1 <input type="checkbox"/> 2 <input type="checkbox"/> 3 <input type="checkbox"/> 4 <input type="checkbox"/> 5 <input type="checkbox"/> 6 <input type="checkbox"/>	1 <input type="checkbox"/> 2 <input type="checkbox"/> 3 <input type="checkbox"/> 4 <input type="checkbox"/> 5 <input type="checkbox"/> 6 <input type="checkbox"/>	1 <input type="checkbox"/> 2 <input type="checkbox"/> 3 <input type="checkbox"/> 4 <input type="checkbox"/> 5 <input type="checkbox"/> 6 <input type="checkbox"/>	1 <input type="checkbox"/> 2 <input type="checkbox"/> 3 <input type="checkbox"/> 4 <input type="checkbox"/> 5 <input type="checkbox"/> 6 <input type="checkbox"/>

<b>FRÅGA 6i -- 6n</b>	<b>BARN 1</b>	<b>BARN 2</b>	<b>BARN 3</b>
<b>i) Hur ofta brukar Du träffa och vara tillsammans med henne/honom? Träffas ni...</b> 1 <input type="checkbox"/> Dagligen 2 <input type="checkbox"/> Flera gånger i veckan 3 <input type="checkbox"/> Någon gång i veckan 4 <input type="checkbox"/> Någon gång i månaden 5 <input type="checkbox"/> Någon gång i kvartalet 6 <input type="checkbox"/> Mer sällan eller aldrig	1 <input type="checkbox"/> 2 <input type="checkbox"/> 3 <input type="checkbox"/> 4 <input type="checkbox"/> 5 <input type="checkbox"/> 6 <input type="checkbox"/>	1 <input type="checkbox"/> 2 <input type="checkbox"/> 3 <input type="checkbox"/> 4 <input type="checkbox"/> 5 <input type="checkbox"/> 6 <input type="checkbox"/>	1 <input type="checkbox"/> 2 <input type="checkbox"/> 3 <input type="checkbox"/> 4 <input type="checkbox"/> 5 <input type="checkbox"/> 6 <input type="checkbox"/>
<b>j) Hur ofta brukar Du ha kontakt per telefon, e-post, SMS, chatta eller annan liknande kontakt med henne/honom?</b> 1 <input type="checkbox"/> Dagligen 2 <input type="checkbox"/> Flera gånger i veckan 3 <input type="checkbox"/> Någon gång i veckan 4 <input type="checkbox"/> Någon gång i månaden 5 <input type="checkbox"/> Någon gång i kvartalet 6 <input type="checkbox"/> Mer sällan eller aldrig	1 <input type="checkbox"/> 2 <input type="checkbox"/> 3 <input type="checkbox"/> 4 <input type="checkbox"/> 5 <input type="checkbox"/> 6 <input type="checkbox"/>	1 <input type="checkbox"/> 2 <input type="checkbox"/> 3 <input type="checkbox"/> 4 <input type="checkbox"/> 5 <input type="checkbox"/> 6 <input type="checkbox"/>	1 <input type="checkbox"/> 2 <input type="checkbox"/> 3 <input type="checkbox"/> 4 <input type="checkbox"/> 5 <input type="checkbox"/> 6 <input type="checkbox"/>
<b>k) Är hon/han ensamstående eller gift/sammanboende?</b> 1 <input type="checkbox"/> Ensamstående 2 <input type="checkbox"/> Gift\sammanboende	1 <input type="checkbox"/> 2 <input type="checkbox"/>	1 <input type="checkbox"/> 2 <input type="checkbox"/>	1 <input type="checkbox"/> 2 <input type="checkbox"/>
<b>l) I stort sett, hur nära känner Du att Du står detta barn? Inte nära alls, lite nära eller mycket nära?</b> 1 <input type="checkbox"/> Inte nära alls 2 <input type="checkbox"/> Lite nära 3 <input type="checkbox"/> Mycket nära	1 <input type="checkbox"/> 2 <input type="checkbox"/> 3 <input type="checkbox"/>	1 <input type="checkbox"/> 2 <input type="checkbox"/> 3 <input type="checkbox"/>	1 <input type="checkbox"/> 2 <input type="checkbox"/> 3 <input type="checkbox"/>
<b>m) I stort sett, hur mycket konflikter eller slitningar tycker Du att det finns mellan Dig och detta barn? Mycket, en del eller inga alls?</b> 1 <input type="checkbox"/> Ganska mycket eller mycket 2 <input type="checkbox"/> En del 3 <input type="checkbox"/> Inga alls	1 <input type="checkbox"/> 2 <input type="checkbox"/> 3 <input type="checkbox"/>	1 <input type="checkbox"/> 2 <input type="checkbox"/> 3 <input type="checkbox"/>	1 <input type="checkbox"/> 2 <input type="checkbox"/> 3 <input type="checkbox"/>
<b>n) Har hon/han barn?</b> 1 <input type="checkbox"/> Ja 2 <input type="checkbox"/> Nej	1 <input type="checkbox"/> 2 <input type="checkbox"/>	1 <input type="checkbox"/> 2 <input type="checkbox"/>	1 <input type="checkbox"/> 2 <input type="checkbox"/>

BARN 4	BARN 5	BARN 6	BARN 7	BARN 8
1 <input type="checkbox"/> 2 <input type="checkbox"/> 3 <input type="checkbox"/> 4 <input type="checkbox"/> 5 <input type="checkbox"/> 6 <input type="checkbox"/>	1 <input type="checkbox"/> 2 <input type="checkbox"/> 3 <input type="checkbox"/> 4 <input type="checkbox"/> 5 <input type="checkbox"/> 6 <input type="checkbox"/>	1 <input type="checkbox"/> 2 <input type="checkbox"/> 3 <input type="checkbox"/> 4 <input type="checkbox"/> 5 <input type="checkbox"/> 6 <input type="checkbox"/>	1 <input type="checkbox"/> 2 <input type="checkbox"/> 3 <input type="checkbox"/> 4 <input type="checkbox"/> 5 <input type="checkbox"/> 6 <input type="checkbox"/>	1 <input type="checkbox"/> 2 <input type="checkbox"/> 3 <input type="checkbox"/> 4 <input type="checkbox"/> 5 <input type="checkbox"/> 6 <input type="checkbox"/>
1 <input type="checkbox"/> 2 <input type="checkbox"/> 3 <input type="checkbox"/> 4 <input type="checkbox"/> 5 <input type="checkbox"/> 6 <input type="checkbox"/>	1 <input type="checkbox"/> 2 <input type="checkbox"/> 3 <input type="checkbox"/> 4 <input type="checkbox"/> 5 <input type="checkbox"/> 6 <input type="checkbox"/>	1 <input type="checkbox"/> 2 <input type="checkbox"/> 3 <input type="checkbox"/> 4 <input type="checkbox"/> 5 <input type="checkbox"/> 6 <input type="checkbox"/>	1 <input type="checkbox"/> 2 <input type="checkbox"/> 3 <input type="checkbox"/> 4 <input type="checkbox"/> 5 <input type="checkbox"/> 6 <input type="checkbox"/>	1 <input type="checkbox"/> 2 <input type="checkbox"/> 3 <input type="checkbox"/> 4 <input type="checkbox"/> 5 <input type="checkbox"/> 6 <input type="checkbox"/>
1 <input type="checkbox"/> 2 <input type="checkbox"/>	1 <input type="checkbox"/> 2 <input type="checkbox"/>	1 <input type="checkbox"/> 2 <input type="checkbox"/>	1 <input type="checkbox"/> 2 <input type="checkbox"/>	1 <input type="checkbox"/> 2 <input type="checkbox"/>
1 <input type="checkbox"/> 2 <input type="checkbox"/> 3 <input type="checkbox"/>	1 <input type="checkbox"/> 2 <input type="checkbox"/> 3 <input type="checkbox"/>	1 <input type="checkbox"/> 2 <input type="checkbox"/> 3 <input type="checkbox"/>	1 <input type="checkbox"/> 2 <input type="checkbox"/> 3 <input type="checkbox"/>	1 <input type="checkbox"/> 2 <input type="checkbox"/> 3 <input type="checkbox"/>

1 <input type="checkbox"/> 2 <input type="checkbox"/>	1 <input type="checkbox"/> 2 <input type="checkbox"/>	1 <input type="checkbox"/> 2 <input type="checkbox"/>	1 <input type="checkbox"/> 2 <input type="checkbox"/>	1 <input type="checkbox"/> 2 <input type="checkbox"/>
--	--	--	--	--

**Om IP har fler barn: Kommande frågor handlar om ditt näst äldsta barn.**  
Ställ samtliga barnfrågor igen.

---

**7. Har Du barnbarn och/eller barnbarns barn?**

- 1  Ja  
2  Nej → gå till fråga 8
-

**7.1 Hur ofta brukar Du träffa och vara tillsammans med någon av dessa barnbarn och barnbarns barn?**

Är det...

- 1  Dagligen
- 2  Flera gånger i veckan
- 3  Någon gång i veckan
- 4  Någon gång i månaden
- 5  Någon gång i kvartalet
- 6  Mer sällan eller aldrig

**7.2 Hur ofta brukar Du ha kontakt per telefon, e-post, SMS, chatta eller annan liknande kontakt med någon av dessa barnbarn och barnbarns barn?**

Är det...

- 1  Dagligen
- 2  Flera gånger i veckan
- 3  Någon gång i veckan
- 4  Någon gång i månaden
- 5  Någon gång i kvartalet
- 6  Mer sällan eller aldrig



# BOSTAD

---

## 8. Finns det något av följande i Din bostad?

Ja            Nej

1     2     **a) Finns det trappor inne i Din bostad?**

Om ja.

1     2     **Utgör dessa trappor ett hinder för Dig i Din vardag?**

1     2     **b) Finns det trösklar i Din bostad?**

Om ja.

1     2     **Utgör dessa trösklar ett hinder för Dig i Din vardag?**

1     2     **c) Finns det badkar i Din bostad?**

Om ja.

1     2     **Utgör detta badkaret ett hinder för Dig i Din vardag?**

1     2     **d) Finns det trånga dörrar i Din bostad?**

Om ja.

1     2     **Utgör dessa trånga dörrar ett hinder för Dig i Din vardag?**

1     2     **e) Finns det trappor ut från bostaden?**

Om ja.

1     2     **Utgör dessa trappor ett hinder för Dig i Din vardag?**

1     2     **f) Finns det tung ytterdörr/port ut från Din bostad?**

Om ja.

1     2     **Utgör denna tunga ytterdörr/port ett hinder för Dig i Din vardag?**

**g) Finns det någonting annat i Din bostad som utgör ett hinder för Dig i Din vardag?**

.....

---

## 9. Hur ofta brukar Du lämna Din bostad och vara utomhus?

1     Dagligen

2     Flera gånger i veckan

3     Någon gång i veckan

4     Någon gång i månaden

5     Någon gång i kvartalet

6     Mer sällan eller aldrig

# HÄLSA

---

Nu kommer jag att fråga om Din hälsa. Först vill jag fråga lite mer allmänt om hur Du mår.

## 10. Hur bedömer Du Ditt allmänna hälsotillstånd? Är det gott, dåligt eller något däremellan?

Frågan avser att ge ett sammanfattande mått på hur IP bedömer sitt hälsotillstånd. Det är en övergripande bedömning, inga detaljer.

- 1  Gott
  - 2  Dåligt
  - 3  Något däremellan
- 

## 11. Jag skulle nu vilja be Dig göra ett test av lungfunktionen.

IP skall sitta ned. Frågan ställs ej till sängliggande personer. Intervjuaren ska först visa och själv blåsa.

Testet går till såhär:

- a) Håll mätaren framför munnen utan att hindra visaren.
- b) Tag ett så djupt andetag som möjligt.
- c) Slut läpparna tätt runt munstycket, och stöt ut luften så hårt och snabbt som Du kan (inte en förlängd utblåsning).

..... Mätning 1

..... Mätning 2

..... Mätning 3

### 11:1 Hur klarade IP testet?

- 1  Klarade utan svårighet
- 2  Klarade med svårighet
- 3  Klarade inte
- 4  IP kan inte sitta upp\är sängliggande
- 5  IP vill inte försöka

Svårigheter/kan inte på grund av:  
Flera svar möjliga

- 1  Svårt att sluta munnen runt röret
- 2  Svårt att hålla mätaren
- 3  Hostar
- 4  Förstår inte uppgiften
- 5  Annat .....

**12. Normalt sett, hur skulle Du beskriva att Du går? Går Du snabbt, normalt, långsamt eller mycket långsamt?**

IP avgör själv vad som menas med att gå normalt.

- 1  Snabbt
  - 2  Normalt
  - 3  Långsamt
  - 4  Mycket långsamt
  - 5  Går inte alls
- 

Frågorna avser mer stadigvarande förhållanden och inte besvär som klart är tillfälliga.

Ja        Nej

- 1  2  **13. Kan Du promenera 100 meter någorlunda raskt utan besvär?**
  - 1  2  **14. Kan Du promenera 500 meter någorlunda raskt utan besvär?**
  - 1  2  **15. Kan Du springa 100 meter utan större besvär?**
  - 1  2  **16. Kan Du gå uppför och nedför trappor utan besvär?**
- 

**17. Använder Du något hjälpmedel när Du tar Dig fram utomhus?**

Om IP använder flera hjälpmedel, ange det som används mest.

- 1  Nej, går aldrig ut → gå till fråga 19
  - 2  Nej, klarar mig utan hjälpmedel
  - 3  Ja, med käpp(ar), bock(ar), krycka kryckor
  - 4  Ja, med rollator
  - 5  Ja, rullstol
- 

**18. Brukar Du få hjälp av någon annan person när Du tar Dig fram utomhus?**

Även tillsyn räknas som hjälp. Många med till exempel demens behöver tillsyn av någon, trots att de klarar sig utan hjälpmedel.

- 1  Ja, alltid
- 2  Ja, ibland
- 3  Nej, klarar mig själv

**19. Använder Du något hjälpmedel när Du tar Dig fram inomhus?**

Om IP använder flera hjälpmedel, ange det som används mest.

- 1  Nej, sängbunden → gå till fråga 23
  - 2  Nej, klarar mig utan hjälpmedel
  - 3  Ja, med käpp(ar), bock(ar), krycka kryckor
  - 4  Ja, med rollator
  - 5  Ja, rullstol
- 

**20. Behöver Du hjälp av någon annan person när Du tar Dig fram inomhus?**

Även tillsyn räknas som hjälp. Många med till exempel demens behöver tillsyn av någon, trots att de klarar sig utan hjälpmedel.

- 1  Ja, alltid
  - 2  Ja, ibland
  - 3  Nej, klarar mig själv
- 

Nej      Ja, lätta besvär      Ja, svåra besvär

1     2     3     **21. Har Du problem med balansen inomhus?**

1     2     3     **22. Har Du problem med balansen utomhus?**

---

Följande tre frågor rör i första hand problem med arm- och handfunktion.

**23. Kan Du hålla ur en kaffekanna eller flaska?**

- 1  Ja
- 2  Nej

**24. Kan Du hålla i en penna och skriva?**

- 1  Ja
- 2  Nej

**25. Kan Du knäppa knappar?**

- 1  Ja
- 2  Nej

Om det framkommer att det är något annat som gör att dessa uppgifter är svåra, såsom nedsatt syn, anteckna detta.

Om inget, lämna tomt

.....

**26. Kan Du lyfta och bära en 5-kilos matkasse?**

- 1  Ja  
2  Nej
- 

**27. Hur lång är Du? .....** (cm)

IPs nuvarande längd i upprätt tillstånd ska anges. Om IP svarar att längden gäller förr i världen är det också okej bara att vi får en längd.

---

**28. Hur mycket väger Du? .....** (kg)

Om IP är osäker eller inte kan svara, så försök ändå få ett ungefärligt svar.

---

**29. Följande fyra frågor gäller hur Du känt Dig de senaste 14 dagarna.**

Observera att frågan gäller både tillfälliga och bestående problem. Trötthet orsakad av en tillfällig förkylning ska således också anges.

Ja        Nej

- 1     2     **a) Har Du ofta känt Dig trött under de senaste 14 dagarna?**  
1     2     **b) Har Du haft svårt att komma igång om morgnarna?**  
1     2     **c) Har Du känt Dig påfallande trött om dagarna?**  
1     2     **d) Har Du känt Dig kraftigt uttröttad om kvällarna?**
- 

**30. Kan Du stå utan stöd?**

(oberoende av om IP inte kan gå utan stöd)

- 1     Ja  
2     Nej, men kan sitta → gå till fråga 33  
3     Nej, är sängbunden eller motsvarande → gå till fråga 42
- 

Fråga 31-41 Fysiska övningar. Frågorna ställs endast vid direkt intervju.

Viktigt att IP sitter på köksstol (utan armstöd) och inte i fåtölj, soffa etc. Intervjuaren ska för varje fråga själv visa vad IP ska göra, samtidigt som hon läser instruktionen.

Om IP inte kan utföra någon av övningarna skall skäl till detta anges i respektive följdfråga. Flera svar kan anges.

Be IP sätta sig på en köksstol eller liknande.

### 31. Nu vill jag att Du reser Dig upp från stolen med armarna korslagda över bröstet.

IP ska ställa sig upp. Om IP behöver stöd för att komma upp, be IP försöka igen utan att ta stöd.

- 1  Klarade utan svårighet
- 2  Klarade med svårighet
- 3  Klarade inte
- 4  IP vill inte försöka

Svårigheter/kan inte på grund av:  
Flera svar möjliga

- 1  Använder armarna
- 2  Gungar och upp
- 3  Smärta
- 4  Stelhet\svaghet
- 5  Annat .....

---

Placera pennan på golvet framför IP.

### 32. Först skulle jag vilja be Dig plocka upp den här pennan från golvet.

IP ska stå upp. Stå nära IP för säkerhets skull.

Det går bra att böja på knäna.

Om IP behöver stöd för att komma upp, be IP försöka igen utan att ta stöd.

- 1  Klarade utan svårighet
- 2  Klarade med svårighet
- 3  Klarade inte
- 4  IP vill inte försöka

Svårigheter/kan inte på grund av:  
Flera svar möjliga

- 1  Behöver stöd för att komma upp
- 2  Stelhet
- 3  Besvär med balans\yrsel
- 4  Annat .....

Be IP att åter sätta sig på köksstolen.

---

### 33. Ta detta saltpaket i den hand Du vanligen använder och vrid det från stående till liggande och sedan tillbaka igen.

Visa hur övningen ska utföras.

IP ska använda en hand och vrida minst 90 grader i valfri höjd.

- 1  Klarade utan svårighet
- 2  Klarade med svårighet
- 3  Klarade inte
- 4  IP vill inte försöka

Svårigheter/kan inte på grund av:  
Flera svar möjliga

- 1  Kan inte gripa
- 2  Stelhet\svaghet
- 3  Darrar på handen
- 4  Smärta
- 5  För tungt
- 6  Annat .....

### 34. Lyft nu upp paketet till min hand.

Visa hur övningen ska utföras.

Intervjuaren håller sin hand rakt framför IP i höjd med IP:s axel. Stå inte för långt ifrån IP, IP ska inte behöva sträcka ut armen. IP ska använda en hand.

- 1  Klarade utan svårighet
- 2  Klarade med svårighet
- 3  Klarade inte
- 4  IP vill inte försöka

Svårigheter/kan inte på grund av:  
Flera svar möjliga

- 1  Kan inte gripa
- 2  Stelhet\svaghet
- 3  Darrar på handen
- 4  Smärta
- 5  För tungt
- 6  Annat .....

---

### 35. Ta om vänster örsnibb med höger hand och armen bakom huvudet.

Visa hur övningen ska utföras.

Armen måste vara bakom huvudet. Huvudet får böjas åt sidan. Fingrarna ska nå örsnibben. När IP endast övre delen av örat, markera ”Når inte ända fram”.

- 1  Klarade utan svårighet
- 2  Klarade med svårighet
- 3  Klarade inte
- 4  IP vill inte försöka

Svårigheter/kan inte på grund av:  
Flera svar möjliga

- 1  Når inte ända fram
- 2  Stelhet
- 3  Smärta
- 4  Annat .....

---

### 36. Ta om höger örsnibb med vänster hand och armen bakom huvudet.

Visa hur övningen ska utföras.

Armen måste vara bakom huvudet. Huvudet får böjas åt sidan. Fingrarna ska nå örsnibben. När IP endast övre delen av örat, markera ”Når inte ända fram”.

- 1  Klarade utan svårighet
- 2  Klarade med svårighet
- 3  Klarade inte
- 4  IP vill inte försöka

Svårigheter/kan inte på grund av:  
Flera svar möjliga

- 1  Når inte ända fram
- 2  Stelhet
- 3  Smärta
- 4  Annat .....

---

### 37. Ta om tårna på vänster fot med höger hand, utan att resa Dig och med båda fötterna i golvet.

Svårigheter/kan inte på grund av:  
Flera svar möjliga

- 1  Når inte ända fram
- 2  Stelhet
- 3  Smärta
- 4  Annat .....

Visa hur övningen ska utföras.  
IP får inte lyfta fötterna.

- 1  Klarade utan svårighet
  - 2  Klarade med svårighet
  - 3  Klarade inte
  - 4  IP vill inte försöka
- 

**38. Ta om tårna på höger fot med vänster hand, utan att resa Dig och med båda fötterna i golvet.**

Visa hur övningen ska utföras.  
IP får inte lyfta fötterna.

- 1  Klarade utan svårighet
- 2  Klarade med svårighet
- 3  Klarade inte
- 4  IP vill inte försöka

Svårigheter/kan inte på grund av:  
Flera svar möjliga

- 1  När inte ända fram
  - 2  Stelhet
  - 3  Smärta
  - 4  Annat .....
- 

**39. Placera båda händerna under stjärten eller låren.**

Visa hur övningen ska utföras.

Här behöver inte IP ställa sig upp utan endast sticka händerna under låren eller stjärten, med handflatan nedåt mot stolen.

- 1  Klarade två händer utan svårighet
  - 2  Klarade två händer med svårighet
  - 3  Klarade en hand
  - 4  Klarade inte
  - 5  IP vill inte försöka
- 

**40. Vrid händerna så att båda handflatorna först är helt upp och sedan helt ned.**

Visa hur övningen ska utföras.

- 1  Klarade två händer utan svårighet
- 2  Vänder inte upp handflatorna ordentligt
- 3  Klarade en hand
- 4  Klarade inte
- 5  IP vill inte försöka



**41. Nu skulle jag vilja bedöma Din handstyrka. Jag kommer att be Dig att krama om det här handtaget så hårt Du kan och sedan släppa.**

Handstyrkan bör inte mätas om IP har genomgått en operation eller har haft en skada, svullnad eller dyl. på händerna under de senaste 6 månader. Om det finns ett problem med en hand, så ska man bara mäta den andra (friska) handen.

Intervjuare demonstrerar handgreppsstyrkemåttet. Anpassa dynamometern till handstorleken.

IP skall sitta ned. Armbågen på den arm som skall utföra testet ska hållas in mot kroppen med en 90 graders vinkel.

**Mätning 1**

..... Vänster hand

..... Höger hand

**Mätning 2**

..... Vänster hand

..... Höger hand

Skriv 999 om det ej går att mäta.

**40:1 Hur gick testet?**

- 1  IP hade inga svårigheter att mäta sin handstyrka (mätte båda händerna)
- 2  IP hade svårigheter att mäta sin handstyrka
- 3  IP kan/vill inte mäta sin handstyrka

Svårigheter/kan inte på grund av:  
Flera svar möjliga

- 1  IP använde stöd för armen
- 2  IP kunde endast mäta handstyrkan på ena handen
- 3  Kan inte gripa
- 4  Smärta
- 5  Nyligen opererad eller skadad
- 6  Annat .....

# MEDICIN I

---

## 42. Har Du tagit några mediciner de senaste 14 dagarna?

(Frågan avser både receptfria och receptbelagda mediciner)

- 1  Ja
  - 2  Nej → gå till fråga 44
  - 8  Vet ej
- 

## 43. Klarar Du att själv sköta Dina mediciner?

Att kunna sköta sina mediciner innebär att medicinerna tas i rätt tid och dos, samt att de administreras/intas enligt anvisning.

- 1  Tar inte medicin
  - 2  Ja, helt själv (med eller utan dosett)
  - 3  Ja, om någon laddar dosetten\ApoDos
  - 4  Nej
- 

## 44. Har Du under de senaste 12 månaderna avstått från att hämta ut medicin på grund av ekonomiska skäl?

- 1  Ja
- 2  Nej

# SJUKDOMAR OCH BESVÄR

---

Nu kommer jag att ställa några frågor om vanliga sjukdomar och besvär.

## 45. Har Du under de senaste 12 månaderna haft någon av följande sjukdomar eller besvär?

Gå igenom punkt för punkt. Vid ja-svar: fråga om lätta eller svåra besvär. Sjukdomar och symptom som inte finns med i listan, antecknas i nästkommande fråga.

Nej	Ja, lätt	Ja, svår	
1 <input type="checkbox"/>	2 <input type="checkbox"/>	3 <input type="checkbox"/>	a) Smärtor eller värk i bröstet
1 <input type="checkbox"/>	2 <input type="checkbox"/>	3 <input type="checkbox"/>	b) Värk i skuldror eller axlar
1 <input type="checkbox"/>	2 <input type="checkbox"/>	3 <input type="checkbox"/>	c) Hjärtsvaghet
1 <input type="checkbox"/>	2 <input type="checkbox"/>	3 <input type="checkbox"/>	d) Arytmi/hjärtrytmrubbningar
1 <input type="checkbox"/>	2 <input type="checkbox"/>	3 <input type="checkbox"/>	e) Högt blodtryck
1 <input type="checkbox"/>	2 <input type="checkbox"/>	3 <input type="checkbox"/>	f) Ryggsmärtor, ryggvärk, höftsmärtor, ischias
1 <input type="checkbox"/>	2 <input type="checkbox"/>	3 <input type="checkbox"/>	g) Värk/smärtor i händer eller armbågar
1 <input type="checkbox"/>	2 <input type="checkbox"/>	3 <input type="checkbox"/>	h) Värk/smärtor i ben eller knän
1 <input type="checkbox"/>	2 <input type="checkbox"/>	3 <input type="checkbox"/>	i) Allmän trötthet
1 <input type="checkbox"/>	2 <input type="checkbox"/>	3 <input type="checkbox"/>	j) Sömnbesvär
1 <input type="checkbox"/>	2 <input type="checkbox"/>	3 <input type="checkbox"/>	k) Nervösa besvär (ängslan, oro, ångest)
1 <input type="checkbox"/>	2 <input type="checkbox"/>	3 <input type="checkbox"/>	l) Depression, djup nedstämdhet
1 <input type="checkbox"/>	2 <input type="checkbox"/>	3 <input type="checkbox"/>	m) Psykisk sjukdom
1 <input type="checkbox"/>	2 <input type="checkbox"/>	3 <input type="checkbox"/>	n) Yrsel
1 <input type="checkbox"/>	2 <input type="checkbox"/>	3 <input type="checkbox"/>	o) Andfåddhet
1 <input type="checkbox"/>	2 <input type="checkbox"/>	3 <input type="checkbox"/>	p) Avmagring
1 <input type="checkbox"/>	2 <input type="checkbox"/>	3 <input type="checkbox"/>	q) Sockersjuka, diabetes
1 <input type="checkbox"/>	2 <input type="checkbox"/>	3 <input type="checkbox"/>	r) Bensår
1 <input type="checkbox"/>	2 <input type="checkbox"/>	3 <input type="checkbox"/>	s) Magont, magvärk
1 <input type="checkbox"/>	2 <input type="checkbox"/>	3 <input type="checkbox"/>	t) Synbesvär/ögonsjukdom (som inte påtagligt avhjälpas av glasögon)
1 <input type="checkbox"/>	2 <input type="checkbox"/>	3 <input type="checkbox"/>	u) Urinvägsinfektion
1 <input type="checkbox"/>	2 <input type="checkbox"/>	3 <input type="checkbox"/>	v) Underlivsbesvär (Kvinnor: smärtor, framfall, klåda m.m.) (Män: prostata m.m.)
1 <input type="checkbox"/>	2 <input type="checkbox"/>	3 <input type="checkbox"/>	w) Reumatism
1 <input type="checkbox"/>	2 <input type="checkbox"/>	3 <input type="checkbox"/>	x) Hörselnedsättning

1  2  3  y) **Propp i hjärtat, hjärtinfarkt**

1  2  3  z) **Hjärnblödning, stroke**

1  2  3  å) **Elakartad tumör, cancer, kräfta**

**46. Har Du haft någon annan sjukdom eller besvär under de senaste 12 månaderna, som inte kommit med på listan?**

1  Ja

2  Nej

Om ja. **46:1 Vad?**

Lätt Svår Sjukdom

1  2  .....

1  2  .....

1  2  .....

1  2  .....

1  2  .....

1  2  .....

1  2  .....

1  2  .....

1  2  .....

1  2  .....

---

Ja      Nej

1     2     **47. Har Du någonsin haft cancer?**

1     2     **48. Har Du någonsin haft hjärnblödning, stroke?**

1     2     **49. Har Du någonsin haft propp i hjärtat, hjärtinfarkt?**

---

**50. Många äldre har problem med att kontrollera urinen. Har Du besvär med urinläckage?**

1     Ja, när jag skrattar eller nyser

2     Ja, på nätterna

3     Ja, ibland

4     Ja, oftast\alltid

5     Nej, aldrig

Om ja.

**50:1 Använder Du någon form av hjälpmedel mot urinläckage?**

1     Har kateter

2     Har inkontinensskydd

3     Nej, använder ingen form av hjälpmedel

# VARDAGLIGA AKTIVITETER OCH VÅRDUTNYTTJANDE

---

**51. Vissa medicinburkar kan vara besvärliga att öppna. Kan Du öppna den här burken?**  
Överlämna öppnad burk.

- 1  Klarade utan svårighet
- 2  Klarade med svårighet
- 3  Klarade inte

Om IP inte kan öppna burken, dra bort plastremsan och överlämna burken igen.

**51:1 Kan Du öppna burken nu?**

- 1  Klarade utan svårighet
  - 2  Klarade med svårighet
  - 3  Klarade inte
- 

**52. Kan Du läsa ordinationen som står på burkens etikett?**

Avser texten ”1 kapsel 3 gånger dagligen”. Läs inte själv upp texten!

- 1  Klarade utan svårighet (med eller utan glasögon)
  - 2  Klarade med svårighet (d.v.s. hade svårt att läsa)
  - 3  Läste, men inte helt korrekt
  - 4  Klarade inte
- 

**53. Kan Du läsa upp första stycket?**

Avser texten “Ibunitin används vid: Lätta till måttliga....”

Läs inte själv upp texten!

- 1  Klarade utan svårighet (med eller utan glasögon)
  - 2  Klarade med svårighet (d.v.s. hade svårt att läsa)
  - 3  Läste, men inte helt korrekt
  - 4  Klarade inte
- 

**54. Hur många gånger får man maximalt ta Ibumetin under ett dygn?**

..... Antal gånger per dygn

---

**55. Hur många dagar kommer tabletterna i asken med Kåvepenin att räcka?**

Upprepa frågan om det behövs.

..... Antal dagar

**56. Om man hamnar i en akut nödsituation, vilket nummer ska man då ringa?**

- 1  112
  - 2  Annat nummer
  - 3  IP kan inte svara
- 

**57. Här är en sida ur en telefonkatalog från Salems kommun.**

**Om man vill ansöka om hemtjänst i Salems kommun, vilket telefonnummer ska man då ringa?**

- 1  532 598 77 (biståndsbedömaren)
  - 2  532 598 00 (växel)
  - 3  IP anger annat nummer
  - 4  IP kan inte svara
- 

**58. Kan Du utan svårighet höra vad som sägs i ett samtal mellan flera personer med eller utan hörapparat?**

- 1  Ja
  - 2  Nej
- 

**59. Kan Du utan svårighet höra vad som sägs i ett samtal med en annan person, med eller utan hörapparat?**

- 1  Ja
  - 2  Nej
- 

**60. Har Du varit inlagd på sjukhus under de senaste 12 månaderna?**

- 1  Ja, en gång
- 2  Ja, 2-3 gånger
- 3  Ja, 4 eller fler gånger
- 4  Nej

Till alla som bor i vanligt hus (villa, rad- eller kedjehus, lägenhet) eller i seniorboende, 55+, trygghetsboende etc. ( ej biståndsbeslut )

**61. Har Du tillfälligt varit inlagd inom någon form av vård- eller omsorgsboende, till exempel växelvård, korttidsvård, rehabilitering eller avlastning under de senaste 12 månaderna?**

- 1  Ja, en gång
  - 2  Ja, 2-3 gånger
  - 3  Ja, 4 eller fler gånger
  - 4  Nej
- 

**62. Har Du någon gång under de senaste 12 månaderna sökt läkare för egna sjukdomar eller besvär?**

- 1  Ja, en gång
  - 2  Ja, 2-3 gånger
  - 3  Ja, 4 eller fler gånger
  - 4  Nej
- 

**63. Har Du någon gång under de senaste 12 månaderna avstått från att besöka läkare trots att Du haft behov av detta?**

- 1  Ja
- 2  Nej

Om ja.

**63.1 Avstod Du från att söka läkarvård på grund av**

Flera svar kan anges.

- 1  Svårigheter att betala patientavgiften?
- 2  Svårigheter att få tid\vård?
- 3  Svårigheter att ta sig till läkare?
- 4  Väntar ut eller sköter besvären själv?
- 5  Brist på förtroende för läkare?
- 6  Andra skäl, nämligen .....



**64. Har Du någon gång under de senaste 12 månaderna talat med, besökt eller besökts av sjuksköterska, distriktssköterka, eller dylikt?**

Besöket ska ha avsett egna besvär.

- 1  Ja, en gång
  - 2  Ja, 2-3 gånger
  - 3  Ja, 4 eller fler gånger
  - 4  Nej
- 

**65. Har Du besökt någon tandläkare under de senaste 12 månaderna?**

- 1  Ja
  - 2  Nej
- 

**66. Har Du någon gång under de senaste 12 månaderna avstått från att besöka tandläkare trots att Du haft behov av detta?**

- 1  Ja
- 2  Nej

Om ja.

**66.1 Avstod Du från att söka tandläkare på grund av...**

- 1  Svårigheter att betala patientavgiften?
  - 2  Svårigheter att ta sig till tandläkaren?
  - 3  Kan inte sitta\setta sig i behandlingsstolen?
  - 4  Tandläkarskräck\brist på förtroende för tandläkare?
  - 5  För trött, orkar inte?
  - 6  Annan orsak, nämligen .....
- 

**67. Vilken av följande beskrivningar stämmer bäst på Dina tänder?**

- 1  Inga tänder eller bara tandrester
- 2  Helprotes (lös gom) eller delprotes
- 3  Egna tänder i dåligt skick: många saknas etc.
- 4  Egna tänder: många lagningar eller fasta bryggor eller implantat
- 5  Egna tänder i gott skick: inga eller få lagningar

Om ja på protes.

**67:1 Fungerar de avtagbara tandproteserna bra eller har Du besvär med dem?**

- 1  Fungerar bra
- 2  Har besvär med dem

**68. Kan Du tugga hårda saker som hårt bröd eller äpplen?**

- 1  Ja, utan svårighet
- 2  Ja, men måste vara försiktig
- 3  Nej, inte alls

# HÄLSOBETEENDEN

---

## 69. Hur ofta brukar Du ha med färska grönsaker i kosten?

- 1  Varje mål
  - 2  Åtminstone ett mål om dagen
  - 3  Nästan varje dag
  - 4  Någon gång i vecka
  - 5  Nästan aldrig
- 

## 70. Röker Du eller har Du rökt?

- 1  Ja, men mindre än 10 cigaretter per dag eller motsvarande
- 2  Ja, 10 cigaretter eller fler per dag eller motsvarande
- 3  Har slutat
- 4  Nej, har aldrig rökt → gå till fråga 71

Om ja.

### 70.1 Hur många år har Du rökt sammanlagt?

..... Antal år

---

## 71. Hur ofta brukar Du smaka vin, starköl eller sprit?

- 1  Nästan varje dag (minst 5 dagar\vecka)
- 2  Några gånger per vecka (3-4 ggr\v)
- 3  Någon gång per vecka (1-2 ggr\v)
- 4  2-3 gånger per månad
- 5  En gång per månad
- 6  1-6 gånger per år
- 7  Aldrig → gå till fråga 73

Om ja.

**71.1 Hur många glas dricker Du en typisk dag då Du dricker alkohol?**

Med ett glas menas en starköl, ett glas vin, 4 cl sprit eller motsvarande.

- 1  1-2
  - 2  3-4
  - 3  5-6
  - 4  7-9
  - 5  10 eller fler
  - 6  Vet inte
- 

**72. Hur ofta dricker Du 5 glas eller fler vid samma tillfälle?**

- 1  Nästan varje dag (minst 5 dagar\vecka)
- 2  Några gånger per vecka (3-4 ggr\v)
- 3  Någon gång per vecka (1-2 ggr\v)
- 4  2-3 gånger per månad
- 5  En gång per månad
- 6  1-6 gånger per år
- 7  Aldrig

# MINNESÖVNINGAR

---

Nu ska vi göra några minnesövningar.

**73. Jag kommer först att nämna tre föremål som jag vill att Du lägger på minnet: Nyckel, tandborste, lampa. Kan Du vara snäll att repetera?**

Säg varje ord sakta och tydligt. Repetera orden max 5 gånger.  
Till intervjuaren: Kan IP upprepa nyckel, tandborste och lampa?

- 1  Ja, IP klarade repetitionen  
2  Nej, IP klarade inte repetitionen
- 

Rätt Fel

1  2  **74. Vilken veckodag är det idag?**

1  2  **75. Vilket år är det nu?**

1  2  **76. Vilken månad har vi nu?**

1  2  **77. Vad är dagens datum**

3  Om IP svarar gårdagens eller morgondagens datum, kryssa här.

1  2  **78. Vilket land befinner vi oss i?**

---

**79. Kan Du upprepa de tre föremål jag nämnde nyss?**

Ordningen på orden spelar ingen roll.

Ja Nej

1  2  Nyckel

1  2  Tandborste

1  2  Lampa

---

**80. Utgå från talet 100 och dra ifrån sju (7). Fortsätt sedan att dra ifrån sju (7) från det tal Du får.**

Om IP fastnar innan fem subtraktioner gjorts, hjälp till genom att säga ”Vad får Du om Du drar sju från det talet?”

..... Svar 1

..... Svar 2

..... Svar 3

..... Svar 4

..... Svar 5

Fyll i 888 om IP inte kan svara.

---

**81. Är Du höger- eller vänsterhänt?**

1  Högerhänt -**Ta pappret i Din vänstra hand, vik det på mitten och lägg det på bordet framför Dig.**

2  Vänsterhänt -**Ta pappret i Din högra hand, vik det på mitten och lägg det på bordet framför Dig.**

Ja      Nej

1  2  Tar pappret med korrekt hand

1  2  Viker pappret på mitten

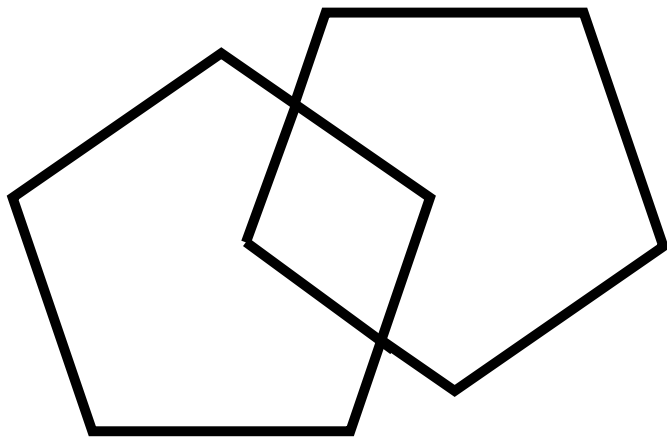
1  2  Läger pappret framför sig

---

**82. Be IP att på nedre delen av bifogat papper rita av figuren som finns på övre delen av pappret.**

1  IP ritar

2  IP ritar ej, anledning.....



# IADL, ADL

---

Till alla som bor i vanligt hus (villa, rad- eller kedjehus, lägenhet) eller i seniorboende, 55+, trygghetsboende etc. (ej biståndsbeslut)

## 83. Brukar Du köpa mat själv?

- 1  Ja, helt själv
- 2  Ja, med hjälp
- 3  Nej, inte alls

Om nej eller svar ja, med hjälp.

### 83.1 Vem brukar hjälpa Dig att köpa mat?

Flera svar kan anges.

- 1  Maka\make\sammanboende
- 2  Dotter (anteckna namn) .....
- 3  Son (anteckna namn) .....
- 4  Annan kvinnlig släkting
- 5  Annan manlig släkting
- 6  Annan person
- 7  Hemtjänsten
- 8  Privat köpt hjälp (även "plustjänster" från hemtjänst samt hemkörd mat från livsmedelsbutik)
- 9  Frivillig organisation (Röda korset, Kyrkan etc.)

### 83.2 Skulle Du kunna klara matinköp själv om så vore?

- 1  Ja
- 2  Nej
- 3  Vet inte

---

Till alla som bor i vanligt hus (villa, rad- eller kedjehus, lägenhet) eller i seniorboende, 55+, trygghetsboende etc. (ej biståndsbeslut )

## 84. Brukar Du laga mat själv?

- 1  Ja, helt själv
- 2  Ja, med hjälp
- 3  Nej, inte alls



Om nej eller svar ja, med hjälp.

#### 84.1 Vem brukar hjälpa Dig att laga mat?

Flera svar kan anges.

- 1  Maka\make\sammanboende
- 2  Dotter (anteckna namn) .....
- 3  Son (anteckna namn) .....
- 4  Annan kvinnlig släkting
- 5  Annan manlig släkting
- 6  Annan person
- 7  Hemtjänsten
- 8  Privat köpt hjälp (även "plustjänster" från hemtjänst)
- 9  Frivillig organisation (Röda korset, Kyrkan etc.)

#### 84.2 Skulle Du kunna klara av matlagningen själv om så vore?

- 1  Ja
- 2  Nej
- 3  Vet inte

---

Till alla som bor i vanligt hus (villa, rad- eller kedjehus, lägenhet) eller i seniorboende, 55+, trygghetsboende etc. (ej biståndsbeslut ))

#### 85. Brukar Du sköta städningen själv?

- 1  Ja, helt själv
- 2  Ja, med hjälp
- 3  Nej, inte alls

Om nej eller svar ja, med hjälp.

#### 85.1 Vem brukar hjälpa Dig med städningen?

Flera svar kan anges.

- 1  Maka\make\sammanboende
- 2  Dotter (anteckna namn) .....
- 3  Son (anteckna namn) .....
- 4  Annan kvinnlig släkting
- 5  Annan manlig släkting
- 6  Annan person
- 7  Hemtjänsten
- 8  Privat köpt hjälp (Även "plustjänster" från hemtjänst)
- 9  Frivillig organisation (Röda korset, Kyrkan etc.)

**85.2 Skulle Du kunna sköta städningen själv om så vore?**

- 1  Ja
  - 2  Nej
  - 3  Vet inte
- 

**86. Brukar Du bada/Duscha själv?**

- 1  Ja, helt själv
- 2  Ja, med hjälp
- 3  Nej, inte alls

Om nej eller svar ja, med hjälp.

**86.1 Vem brukar hjälpa Dig att bada/Duscha?**

Flera svar kan anges.

- 1  Maka\make\sammanboende
- 2  Dotter (anteckna namn) .....
- 3  Son (anteckna namn) .....
- 4  Annan kvinnlig släkting
- 5  Annan manlig släkting
- 6  Annan person
- 7  Hemtjänsten
- 8  Privat köpt hjälp (Även "plustjänster" från hemtjänst)
- 9  Frivillig organisation (Röda korset, Kyrkan etc.)

**86.2 Skulle Du kunna bada/Duscha själv om så vore?**

- 1  Ja
  - 2  Nej
  - 3  Vet inte
-

- Nej      Ja, helt själv      Ja, med hjälp
- 1     2     3     **87. Kan Du äta själv?**
- 1     2     3     **88. Kan Du gå på toaletten själv?**
- 1     2     3     **89. Kan Du klä av och på Dig själv?**

”Helt själv” innebär att IP kan ta fram kläderna och klä på sig utan tillsyn. Hjälpmedel får användas.

- 1     2     3     **90. Kan Du stiga upp och lägga Dig själv?**

- Ja, helt själv    Ja, med hjälp    Nej, inte alls    Inte aktuellt/ Har inte
- 1     2     3     4       **91. Kan Du klippa tånaglarna själv?**
- 1     2     3     4       **92. Kan Du tvätta håret själv?**

Till alla som bor i vanligt hus (villa, rad- eller kedjehus, lägenhet) eller i seniorboende, 55+, trygghetsboende etc. ( ej biståndsbeslut ))

**93. Har Du eller någon annan i Ditt hushåll under de senaste 12 månaderna fått någon hjälp med praktiska sysslor eller omvårdnad från hemtjänsten?**

Färdtjänst ska inte räknas in.

Flera svar möjliga.

- 1     Ja, jag själv
- 2     Ja, maka\make\sammanboende
- 3     Ja, någon annan i hushållet
- 4     Nej

Till alla som bor i vanligt hus (villa, rad- eller kedjehus, lägenhet) eller i seniorboende, 55+, trygghetsboende etc. ( ej biståndsbeslut ))

**94. Hur ofta får Du/Ni hjälp från hemtjänsten?**

- 1     Dagligen
- 2     Flera gånger i veckan
- 3     En gång i veckan
- 4     Någon eller några gånger i månaden
- 5     Mer sällan

Till alla som bor i vanligt hus (villa, rad- eller kedjehus, lägenhet) eller i seniorboende, 55+, trygghetsboende etc. ( ej biståndsbeslut ))

**95. Har Du under de senaste 12 månaderna köpt någon hjälp med hushållssysslor, såsom städning?**

Avser hjälp med t.ex. tvätt, städning och/eller hemkörning av varor.

Med köpt hjälp avses hjälp som man betalar för ur egen ficka och som inte administreras genom kommunen.

- 1  Ja, dagligen eller flera gånger i veckan
  - 2  Ja, en gång i veckan
  - 3  Ja, någon eller några gånger i månaden
  - 4  Ja, mer sällan
  - 5  Nej, aldrig
- 

Till alla som bor i vanligt hus (villa, rad- eller kedjehus, lägenhet) eller i seniorboende, 55+, trygghetsboende etc. ( ej biståndsbeslut ))

**96. Brukar Du få hjälp med hushållssysslor eller personlig omvårdnad från anhöriga/vänner (som inte bor med Dig)?**

- 1  Ja, dagligen eller flera gånger i veckan
- 2  Ja, en gång i veckan
- 3  Ja, någon eller några gånger i månaden
- 4  Ja, mer sällan
- 5  Nej, aldrig
- 6  Har inga anhöriga/vänner

Om ja.

**96.1 Vem eller vilka är det som brukar hjälpa Dig?**

Flera svar kan anges

- 1  Dotter (anteckna namn) .....
  - 2  Son (anteckna namn) .....
  - 3  Annan kvinnlig släkting
  - 4  Annan manlig släkting
  - 5  Annan person
- 

**97. Har Du under de 12 senaste månaderna fått hjälp från anhöriga eller vänner (som inte bor med Dig) med något av följande:**

Fråga 97a och 97b ställs endast till personer som bor i vanligt hus (villa, rad- eller kedjehus, lägenhet) eller i seniorboende, 55+, trygghetsboende etc. ( ej biståndsbeslut ).

Ja        Nej

- 1     2     a) Reparationer, underhåll eller hantverk
- 1     2     b) Trädgårdsskötsel, snöskottning eller liknande
- 1     2     c) Hushållsekonomi (betala räkningar, sköta försäkringar m.m.)
- 1     2     d) Inköp av kläder eller andra personliga saker
- 1     2     e) Skjuts (t.ex. till läkare, apotek, frisör, post eller bank)

Om ja på någon av ovanstående.

**97.1 Vem eller vilka är det som brukar hjälpa Dig?**

Flera svar kan anges

- 1  Dotter (anteckna namn) .....
  - 2  Son (anteckna namn) .....
  - 3  Annan kvinnlig släkting
  - 4  Annan manlig släkting
  - 5  Annan person
- 

Till alla som bor i vanligt hus (villa, rad- eller kedjehus, lägenhet) eller i seniorboende, 55+, trygghetsboende etc. ( ej biståndsbeslut ))

**98. Hjälper Du regelbundet Din maka/make/sammanboende med personlig omvårdnad såsom bad, påklädning, sänggående och tillsyn?**

- 1  Ja
- 2  Nej

# EKONOMISKA RESURSER

---

Till alla som bor i vanligt hus (villa, rad- eller kedjehus, lägenhet) eller i seniorboende, 55+, trygghetsboende etc. ( ej boståndsbeslut ))

## 99. Äger Du huset, eller innehar Du lägenheten med bostadsrätt eller hyr Du bostaden?

- 1  Äger huset (en- eller tvåfamiljshus)
  - 2  Bostadsrätt, andelslägenhet eller dylikt
  - 3  Hyr bostaden
- 

## 100. Om Du plötsligt hamnade i en situation där Du på en vecka måste skaffa fram 14.000 kr, skulle Du kunna klara det?

- 1  Ja
- 2  Nej

Om ja.

### 100.1 På vilket sätt?

Med ”Uttag från eget bankkonto eller liknande” menas även t.ex. försäljning av aktier, fondandelar eller motsvarande.

- 1  Uttag från eget bankkonto eller liknande
  - 2  Lån från annan familjemedlem
  - 3  Lån från andra släktingar eller vänner
  - 4  Lån i bank eller liknande
  - 5  Annat sätt
- 

## 101. Har det under de senaste 12 månaderna hänt att Du haft svårigheter att klara de löpande utgifterna för mat, hyra, räkningar m.m.?

- 1  Ja
- 2  Nej

Om ja.

**101.1 Hur har Du klarat dessa svårigheter? Genom att...**

Ja            Nej

- |   |                          |   |                          |   |
|---|--------------------------|---|--------------------------|---|
| 1 | <input type="checkbox"/> | 2 | <input type="checkbox"/> | Låna från släkt eller vänner              |
| 1 | <input type="checkbox"/> | 2 | <input type="checkbox"/> | Begära socialhjälp/socialbidrag           |
| 1 | <input type="checkbox"/> | 2 | <input type="checkbox"/> | Dra in på maten                           |
| 1 | <input type="checkbox"/> | 2 | <input type="checkbox"/> | Låta bli att betala hyran i tid           |
| 1 | <input type="checkbox"/> | 2 | <input type="checkbox"/> | Låta bli att betala andra räkningar i tid |
| 1 | <input type="checkbox"/> | 2 | <input type="checkbox"/> | Något annat sätt? .....                   |
- 

**103. Har Du under de senaste 12 månaderna givit ekonomiskt stöd eller gåvor för sammanlagt 6000 kr eller mer till någon/några utanför Ditt hushåll?**

Även saker som har köpts ska räknas med.

- 1  Ja  
2  Nej

Om ja.

**103.1 Till vem eller vilka? Kan Du ange ett ungefärligt värde under de senaste 12 månaderna för var och en av dem Du givit?**

Flera svar kan anges.

- |   |                          |                          |       |
|---|--------------------------|--------------------------|-------|
| 1 | <input type="checkbox"/> | Dotter (anteckna namn)   | ..... |
| 2 | <input type="checkbox"/> | Son (anteckna namn)      | ..... |
| 3 | <input type="checkbox"/> | Barnbarn                 |       |
| 5 | <input type="checkbox"/> | Annan person             |       |
| 5 | <input type="checkbox"/> | Välgörenhetsorganisation |       |

**103.2 Var det...och till...**

Vid barnbarn och/eller annan person skall totalsumman anges.

- |   |                          |                     |       |
|---|--------------------------|---------------------|-------|
| 1 | <input type="checkbox"/> | 1 – 5 000 kr        | ..... |
| 2 | <input type="checkbox"/> | 5 001 – 10 000 kr   | ..... |
| 3 | <input type="checkbox"/> | 10 001 – 50 000 kr  | ..... |
| 4 | <input type="checkbox"/> | 50 001 – 100 000 kr | ..... |
| 5 | <input type="checkbox"/> | 100 001 + kr        | ..... |

**104. Har Du under de senaste 12 månaderna tagit emot ekonomiskt stöd eller gåvor för sammanlagt 6000 kr eller mer från någon/några utanför Ditt hushåll?**

- 1  Ja
- 2  Nej
- 8  Vet ej

Om ja.

**1) Vem eller vilka var givare? Kan Du ange ett ungefärligt värde under de senaste 12 månaderna?**

Flera svar kan anges.

- 1  Dotter (anteckna namn) .....
- 2  Son (anteckna namn) .....
- 3  Barnbarn
- 5  Annan person
- 5  Vägörehetsorganisation

**2) Var det från...**

Vid barnbarn och/eller annan person skall totalsumman anges.

- 1  1 – 5 000 kr .....
- 2  5 001 – 10 000 kr .....
- 3  10 001 – 50 000 kr .....
- 4  50 001 – 100 000 kr .....
- 5  100 001+ kr .....



# SOCIALT STÖD

---

**105. Ibland behöver man hjälp och stöd av någon. Har Du någon anhörig eller nära vän som ställer upp.....**

Med anhörig menas också den närmaste familjen som exempelvis maka/make.

Ja            Nej

1     2

**a) om Du blir sjuk?**

1     2

**b) om Du vill ha sällskap?**

1     2

**c) om Du behöver prata med någon om personliga bekymmer?**

1     2

**d) om Du behöver ett lån på 14 000 kr?**

1     2

**e) om Du behöver välja, byta eller framföra klagomål på äldreomsorgen?**

# AKTIVITETER, FRITID OCH POLITISKT DELTAGANDE

---

## 106. Brukar Du göra något av följande?

Läs upp aktiviteterna en i taget. Gå igenom punkt för punkt. Vid Ja-svar, fråga om IP gör det någon gång eller ofta.

Nej	Ja, någon gång	Ja, ofta	
1 <input type="checkbox"/>	2 <input type="checkbox"/>	3 <input type="checkbox"/>	a) Sköta trädgård
1 <input type="checkbox"/>	2 <input type="checkbox"/>	3 <input type="checkbox"/>	b) Friluftsjaktivitet, t.ex. att fiska, jaga, plocka bär eller svamp
1 <input type="checkbox"/>	2 <input type="checkbox"/>	3 <input type="checkbox"/>	c) Gå på bio, teater, konserter, museer, utställningar
1 <input type="checkbox"/>	2 <input type="checkbox"/>	3 <input type="checkbox"/>	d) Gå på restaurang
1 <input type="checkbox"/>	2 <input type="checkbox"/>	3 <input type="checkbox"/>	e) Läsa böcker
1 <input type="checkbox"/>	2 <input type="checkbox"/>	3 <input type="checkbox"/>	f) Läsa dagstidningar
1 <input type="checkbox"/>	2 <input type="checkbox"/>	3 <input type="checkbox"/>	g) Sällskapsspel, t.ex. kortspel, bridge och bingo
1 <input type="checkbox"/>	2 <input type="checkbox"/>	3 <input type="checkbox"/>	h) Sitta vid datorn (t.ex. internet, skriva, patiens)
1 <input type="checkbox"/>	2 <input type="checkbox"/>	3 <input type="checkbox"/>	i) Lösa korsord
1 <input type="checkbox"/>	2 <input type="checkbox"/>	3 <input type="checkbox"/>	j) Hjälpa andra familjemedlemmar med att passa barn eller andra små tjänster
1 <input type="checkbox"/>	2 <input type="checkbox"/>	3 <input type="checkbox"/>	k) Besöka släktingar
1 <input type="checkbox"/>	2 <input type="checkbox"/>	3 <input type="checkbox"/>	l) Ha släktingar på besök
1 <input type="checkbox"/>	2 <input type="checkbox"/>	3 <input type="checkbox"/>	m) Besöka vänner och bekanta
1 <input type="checkbox"/>	2 <input type="checkbox"/>	3 <input type="checkbox"/>	n) Ha vänner och bekanta på besök
1 <input type="checkbox"/>	2 <input type="checkbox"/>	3 <input type="checkbox"/>	o) Delta i studiecirkclar eller kurser
1 <input type="checkbox"/>	2 <input type="checkbox"/>	3 <input type="checkbox"/>	p) Syssla med hobbyverksamhet t.ex. sticka, sy, snickra, måla, samla frimärken eller liknande
1 <input type="checkbox"/>	2 <input type="checkbox"/>	3 <input type="checkbox"/>	q) Gudstjänst eller motsvarande
1 <input type="checkbox"/>	2 <input type="checkbox"/>	3 <input type="checkbox"/>	r) Gå promenader eller stavgång
1 <input type="checkbox"/>	2 <input type="checkbox"/>	3 <input type="checkbox"/>	s) Gå på dans
1 <input type="checkbox"/>	2 <input type="checkbox"/>	3 <input type="checkbox"/>	t) Spela boule
1 <input type="checkbox"/>	2 <input type="checkbox"/>	3 <input type="checkbox"/>	u) Gymnastik/tai-chi/qi-gong eller liknande

**107. Tillhör Du någon pensionärsorganisation, politiskt parti, frikyrka, religiös sammanslutning eller annan organisation?**

Flera svar möjliga.

- 1  PRO\SPF (Pensionärernas riksorganisation\Sveriges Pensionärsförbund)
  - 2  Politiskt parti
  - 3  Frikyrka eller religiös sammanslutning (enbart passivt medl. i Svenska kyrkan räknas inte)
  - 4  Annan\andra organisationer, vilken\vilka, ange också vilken typ av organisation det är .....
  - 5  Inget ovan
- 

**108. Hur ofta deltar Du i någon sådan föreningsaktivitet, på ett ungefär?**

Om IP är med i flera föreningar, summera aktiviteterna.

Observera att gudstjänst inte ska räknas med.

- 1  Aldrig eller nästan aldrig
  - 2  Någon gång eller några gånger per år
  - 3  Någon gång i månaden
  - 4  Någon gång i veckan
  - 5  Flera gånger i veckan
- 

**109. Röstade Du i valet 2010?**

Gäller riksdags-, landsting- och/eller kommunalvalen i Sverige hösten 2010.

- 1  Ja
  - 2  Nej
- 

**110. Skulle Du kunna åta Dig att själv författa en skrivelse och överklaga ett beslut av en myndighet?**

Här gäller det om IP på egen hand skulle kunna författa en skrivelse och lämna in till en myndighet.

- 1  Ja → gå till fråga 113
  - 2  Nej
- 

**111. Känner Du någon person som Du vet att Du skulle kunna få hjälp av i ett sådant fall?**

- 1  Ja
- 2  Nej

**112. Vet Du vart man kan vända sig för att få hjälp i sådana situationer?**

- 1  Ja
- 2  Nej

# BEDÖMNINGAR OCH PERSONLIGHET

---

Jag har ställt en mängd frågor om Dina levnadsförhållanden. Nu skulle jag vilja ställa några frågor som handlar om hur Du ser på Dig själv och ditt liv.

Jag vill fråga Dig hur nöjd Du är med ditt liv på en skala från noll till tio. Noll betyder att Du känner Dig mycket missnöjd. Tio betyder att Du känner Dig mycket nöjd. Fem är i mitten av skalan och betyder att Du varken känner Dig nöjd eller missnöjd.

**113. Då vill jag fråga Dig: På det hela taget, hur nöjd är Du med Ditt liv (idag)?**

- 0  0 Mycket missnöjd
  - 1  1
  - 2  2
  - 3  3
  - 4  4
  - 5  5 Varken nöjd eller missnöjd
  - 6  6
  - 7  7
  - 8  8
  - 9  9
  - 10  10 Mycket nöjd
  - 98  Vet ej
- 

**114. Om Du tänker tillbaka på de senaste 10 åren, tycker Du att Dina levnadsförhållanden under denna tid försämrats, förbättrats eller varit i stort sett oförändrade?**

- 1  Försämrats
  - 2  Förbättrats
  - 3  Varit i stort sett oförändrades
  - 8  Vet ej
- 

**115. Händer det att Du besväras av ensamhet?**

- 1  Nästan alltid
- 2  Ofta
- 3  Sällan
- 4  Nästan aldrig
- 8  Vet ej

**116. Har Du någon tro eller livsåskådning som Du tycker hjälper Dig i livet?**

- 1  Nej  
2  Ja, i viss utsträckning  
3  Ja, i hög utsträckning  
8  Vet ej
- 

Nej      Ja,      Ja,      Vet  
          ibland   oftast      ej

1     2     3     8

**117. Brukar Du känna att Ditt dagliga liv är en källa till personlig tillfredsställelse?**

1     2     3     8

**118. Brukar Du känna att saker som händer Dig i Ditt dagliga liv är svåra att förstå?**

1     2     3     8

**119. Brukar Du kunna se en lösning på problem Och svårigheter som andra finner hopplösa?**

1     2     3     8

**120. Brukar Du känna att Du själv kan styra Ditt liv?**

---

**121. Nu skulle jag vilja ställa några frågor om hur Du är som person. Jag kommer att läsa upp ett antal påståenden.**

**Vissa kanske passar väl in på Dig medan andra inte stämmer in alls, eller så är Du någonstans mitt emellan. Svara för varje påstående hur väl Du tycker att det stämmer**

**in på Dig.**

**Tänk inte så länge på hur Du ska svara, det är Dina spontana svar vi är intresserade av.**

Stämmer inte alls	Stämmer ganska dåligt	Varken eller	Stämmer ganska bra	Stämmer helt	Vet ej	
1 <input type="checkbox"/>	2 <input type="checkbox"/>	3 <input type="checkbox"/>	4 <input type="checkbox"/>	5 <input type="checkbox"/>	8 <input type="checkbox"/>	<b>a) Jag är reserverad (tillbakadragen, tystlåten)</b>
1 <input type="checkbox"/>	2 <input type="checkbox"/>	3 <input type="checkbox"/>	4 <input type="checkbox"/>	5 <input type="checkbox"/>	8 <input type="checkbox"/>	<b>b) Jag brukar lita på folk</b>
1 <input type="checkbox"/>	2 <input type="checkbox"/>	3 <input type="checkbox"/>	4 <input type="checkbox"/>	5 <input type="checkbox"/>	8 <input type="checkbox"/>	<b>c) Jag är lat (oföretagsam)</b>
1 <input type="checkbox"/>	2 <input type="checkbox"/>	3 <input type="checkbox"/>	4 <input type="checkbox"/>	5 <input type="checkbox"/>	8 <input type="checkbox"/>	<b>d) Jag är bra på att hantera stress</b>
1 <input type="checkbox"/>	2 <input type="checkbox"/>	3 <input type="checkbox"/>	4 <input type="checkbox"/>	5 <input type="checkbox"/>	8 <input type="checkbox"/>	<b>e) Jag har många konstnärliga intressen</b>
1 <input type="checkbox"/>	2 <input type="checkbox"/>	3 <input type="checkbox"/>	4 <input type="checkbox"/>	5 <input type="checkbox"/>	8 <input type="checkbox"/>	<b>f) Jag är utåtriktad och social</b>
1 <input type="checkbox"/>	2 <input type="checkbox"/>	3 <input type="checkbox"/>	4 <input type="checkbox"/>	5 <input type="checkbox"/>	8 <input type="checkbox"/>	<b>g) Jag hittar ofta fel hos andra</b>
1 <input type="checkbox"/>	2 <input type="checkbox"/>	3 <input type="checkbox"/>	4 <input type="checkbox"/>	5 <input type="checkbox"/>	8 <input type="checkbox"/>	<b>h) Jag gör saker grundligt</b>
1 <input type="checkbox"/>	2 <input type="checkbox"/>	3 <input type="checkbox"/>	4 <input type="checkbox"/>	5 <input type="checkbox"/>	8 <input type="checkbox"/>	<b>i) Jag blir lätt nervös</b>
1 <input type="checkbox"/>	2 <input type="checkbox"/>	3 <input type="checkbox"/>	4 <input type="checkbox"/>	5 <input type="checkbox"/>	8 <input type="checkbox"/>	<b>j) Jag har en livlig fantasi</b>

# SALIVTEST

---

**122. Om IP ännu inte lämnat salivprov är det dax nu. Överlämna provröret och be IP att fylla saliv upp till strecket.**

- 1  IP har lämnat salivprov
  - 2  IP försökte men har inte lämnat salivprov – provrör är lämnat
  - 3  IP försökte men har inte lämnat salivprov – provrör är INTE lämnat
  - 4  IP vill inte försöka under intervjun – men provrör är lämnat
  - 5  IP samtycker inte till att lämna salivprov
  - 6  IP kan inte (och har ej heller försökt) lämna salivprov av annan anledning, vilken .....
- 

**122.1 Ungefär hur lång tid tog det för IP att lämna saliven?**

- 1  IP lämnade provet inom några minuter (max ca 5 min)
  - 2  Det tog ca 5-10 min för IP att lämna provet
  - 3  Det tog mer än ca 10 min för IP att lämna provet
- 

**122.2 IP använde följande hjälpmedel för att lämna/försöka lämna provet.**

Flera svar kan anges.

- 1  Inget
- 2  Socker
- 3  Citron
- 4  Salivintablett
- 5  Annat .....

Anteckna här om Du vill tillägga något annat om salivprovet, t.ex. något knep som fungerade eller om något inträffade som kan vara bra att veta inför andra intervjuer.

.....



**122.3 Ge IP informationspappret om salivinsamlingen samt be IP fylla i blanketten om informerat samtycke.**

Hjälp IP att fylla i blanketten vid behov, så IP endast behöver skriva sin namnteckning.

Blanketten ska skickas in med salivprovet. Om IP ska skicka in salivprovet i efterhand bör intervjuaren ändå skicka in blanketten själv om möjligt.

- 1  IP har skrivit under samtyckesblanketten
- 2  Samtyckesblanketten är lämnad hos IP
- 3  IP vill inte skriva under samtyckesblanketten



# AVSLUT

---

**Om någon fråga i formuläret har blivit överhoppad eller det på annat sätt finns oklarheter, kan det hända att jag eller de som bearbetar materialet tar förnyad kontakt med Dig för komplettering av intervjun, ev. per telefon.**

**Jag hoppas att Du inte har någonting emot det?**

- 1  Tillåter att bli kontaktad igen
- 2  Vill inte bli kontaktad igen

Namn och telefonnummer till den som kan tillåta att bli kontaktad igen.

.....

..... Tid när intervjun avslutats

---

## ÖVRIGT

Svarsalternativet

- 9  Ej svar/Vägran fanns med till samtliga frågor i det elektroniska formuläret.

## BILAGA TILL FORMULÄRET

Följande frågor ställdes endast till de personer som var med i extraurvalet i SWEOLD-undersökningen 2010. Anledningen till detta beror på att personerna i extraurvalet aldrig tidigare varit med i en levnadsnivåundersökning innan, d.v.s. vare sig i LNU eller i SWEOLD.

# SÄRSKILDA FRÅGOR TILL PERSONER FRÅN EXTRAURVALET

---

### 1. Hur många år har Din sammanlagda skol- och yrkesutbildning på heltid varat?

Från första klass och uppåt. Deltidsutbildning räknas om till motsvarande tid på heltid. Om IP själv tar upp lärlingstid - räkna med den. Om IP aldrig har gått i skolan, ange 0.

..... Antal år

---

### 2. Vilken är Din högsta avslutade utbildning?

Avser t.ex. folkhögskola, yrkesutbildning på speciella skolor, internutbildningar, högskola eller universitet.

- 1  Folk- eller grundskola enbart
  - 2  Yrkesutbildning utöver folk-\grundskola (t.ex. yrkeslinje på gymn.)
  - 3  Realexamen, 2-årig social\ekon\tekn på gymnasiet
  - 4  Studentexamen, 3-4 årig teoretisk gymnasieutbildning
  - 5  Högskoleutbildning (t.ex. folk-\grundskolelärare, fritidspedagog)
  - 6  Universitetsexamen (t.ex. civilingenjör, ekonom, fil.kand, tandläkare)
  - 8  Vet ej\Vägrar
- 

### 3. Bodde Du hos Dina föräldrar under hela Din uppväxt (det vill säga, fram till det att Du fyllt 16 år)?

- 1  Ja
- 2  Nej

### **3.1 Vad berodde det på?**

- 1  Båda döda
  - 2  Fadern död
  - 3  Modern död
  - 4  Skilsmässa
  - 5  Född utom äktenskap
  - 6  Fadern bortrest
  - 8  Annat
- 

### **4. Vad hade Er far (fosterfar) för huvudsakligt yrke eller sysselsättning under er uppväxt?**

.....

#### **4.1 Markera om egen företagare eller jordbrukare.**

- 1  Egen företagare
  - 2  Jordbrukare
  - 3  Ingen av dessa
- 

### **5. Om du tänker tillbaka på din barndom, hade då Din familj det svårt ekonomiskt?**

- 1  Ja
- 2  Nej
- 3  Svar saknas